

Search for Neutralino and Smuon

Haijun Yang Keith Riles

University of Michigan, Ann Arbor



SLAC LCD Teleconference

December 12, 2002

Physics Goals:

- To determine the slepton and neutralino mass precision at NLC in $e^+e^- \rightarrow \tilde{\ell}_R^+ \tilde{\ell}_R^- \rightarrow \ell^+ \ell^- \tilde{\chi}_1^0 \tilde{\chi}_1^0$
- To evaluate the impact of tracking performance on their mass determinations

Backgrounds:

- Benefitted from series of studies of SUSY particles by Colorado group (U. Nauenberg *et al.*)
[\[http://hep-www.colorado.edu/SUSY/grpwk.html\]](http://hep-www.colorado.edu/SUSY/grpwk.html)
- Focused here on Tracking performance requirements
- Right-handed smuon channel considered in the first study

- MC Generator: PANDORA V2.2, PYTHIA V3.1
 - ISR and Beamstrahlung
 - NLC Beam Energy Spread (1%)
 - Smuon width ~ 1 GeV
 - 80% Right Polarized electron
 - ⇒ Thanks to Michael E. Peskin, Masako Iwasaki.

- Analysis Platform: JAVA Analysis Studio V2.2.5
 - ⇒ Thanks to Tony Johnson, Mike Ronan,
Wolfgang Walkowiak.

- Detectors: LDMAR01(LD), SDMAR01(SD)

- NLC is operated at $\sqrt{S} = 500$ GeV

- $e^+e^- \rightarrow \tilde{\mu}_R^+\tilde{\mu}_R^-, \tilde{\mu}_R^\pm \rightarrow \mu^\pm\tilde{\chi}_1^0$

- The first analysis based on Fast MC sample, only signal and random background are considered.

- SUSY parameters (mSUGRA)

1. the Universal Scale mass, m_0
2. the Universal gaugino mass, M
3. the trilinear coupling in higgs sector , A_0
4. the Ratio of two VEV, $\tan\beta$
5. the Higgsino Mixing parameter, $sign(\mu)$

- Three parameter sets examined

$$\Rightarrow M_{\tilde{\mu}_R^\pm} = 143 \text{ GeV}, M_{\tilde{\chi}_1^0} = 96.1 \text{ GeV} (88 \text{ fb} - \text{SPS1})$$

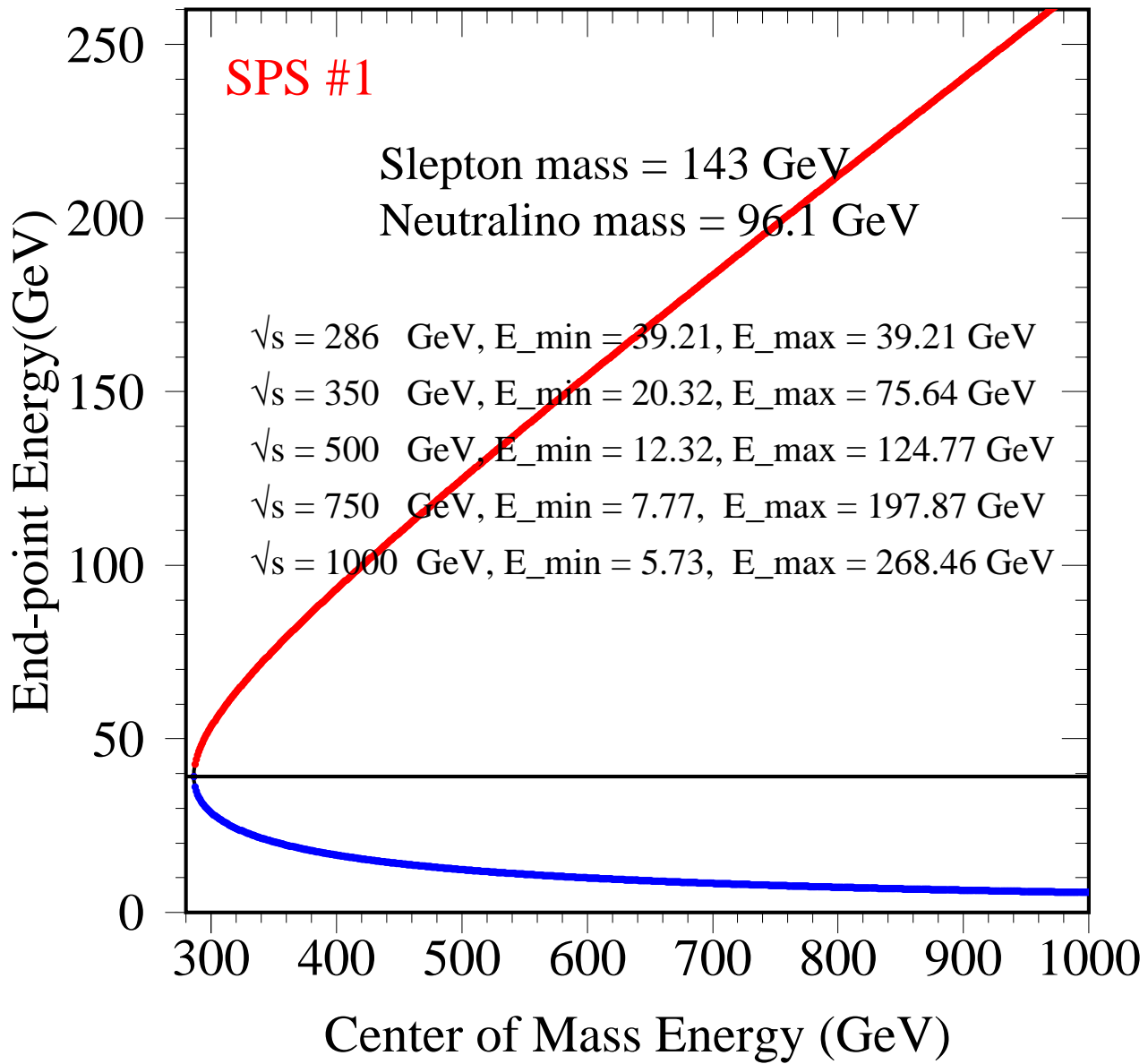
$$\Rightarrow M_{\tilde{\mu}_R^\pm} = 156.95 \text{ GeV}, M_{\tilde{\chi}_1^0} = 128.7 \text{ GeV} (75 \text{ fb})$$

$$\Rightarrow M_{\tilde{\mu}_R^\pm} = 86.0 \text{ GeV}, M_{\tilde{\chi}_1^0} = 80.0 \text{ GeV}$$

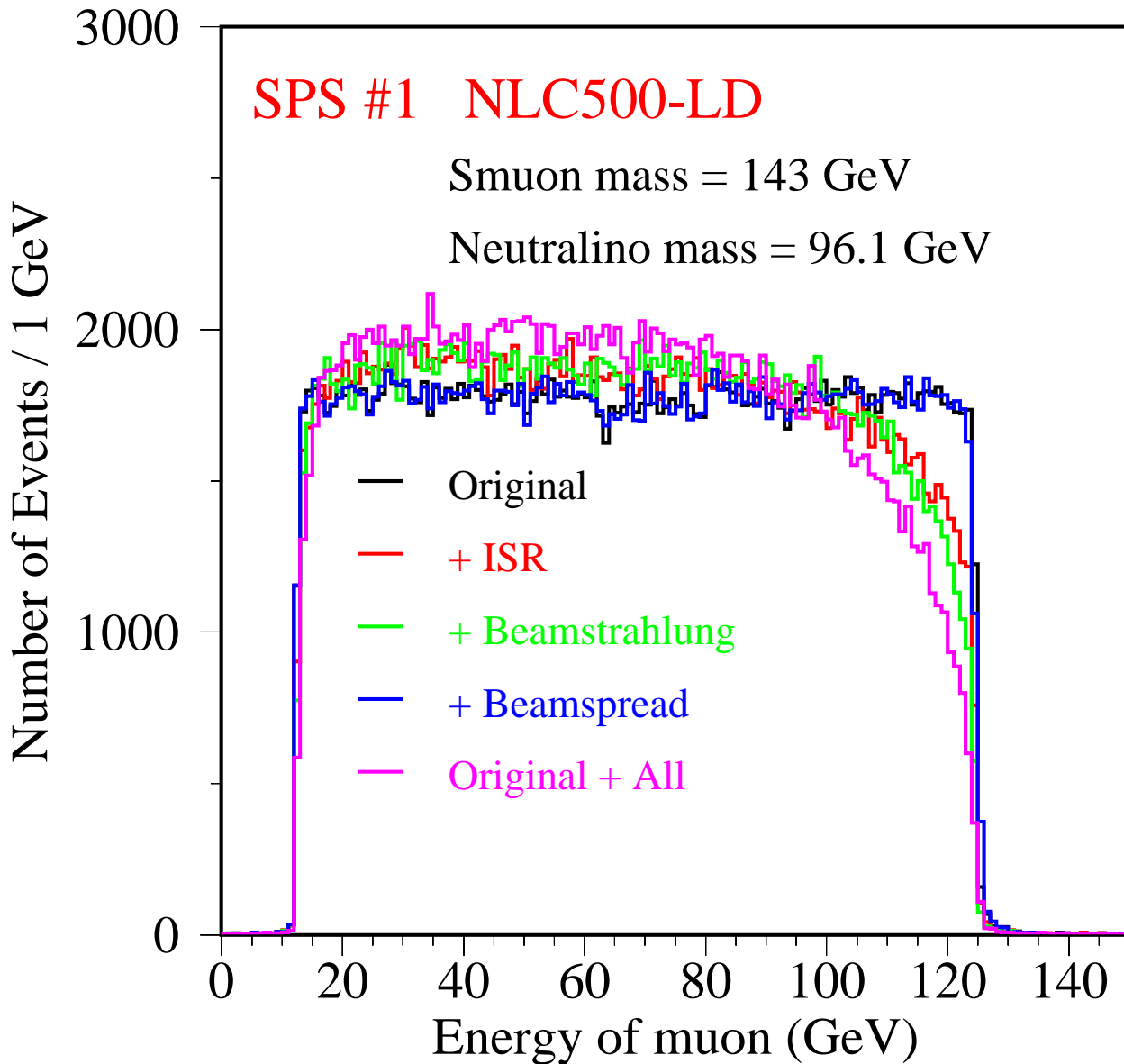
- Smuon and Neutralino masses can be determined by measuring endpoints of muon energy spectra.

$$M_{\tilde{\mu}_R^\pm}^2 = E_{cm}^2 \bullet \frac{E_{min} \times E_{max}}{(E_{min} + E_{max})^2} \quad (1)$$

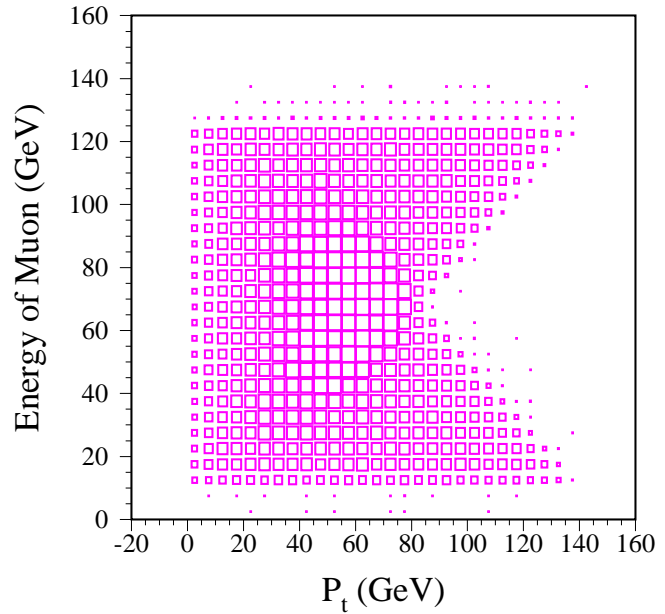
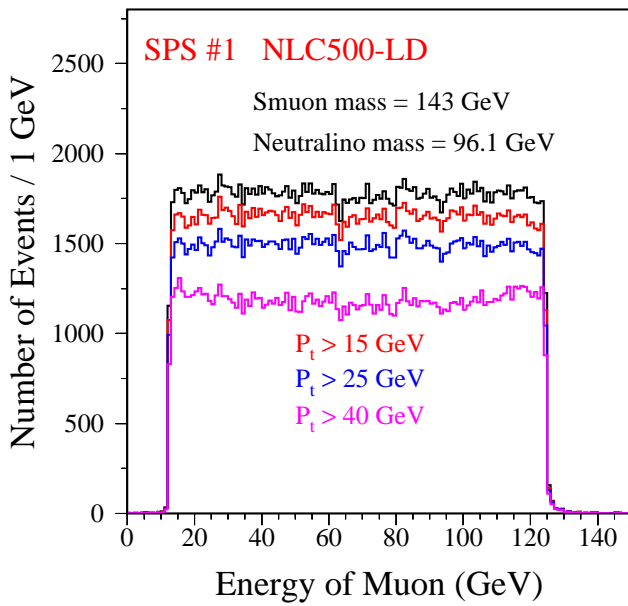
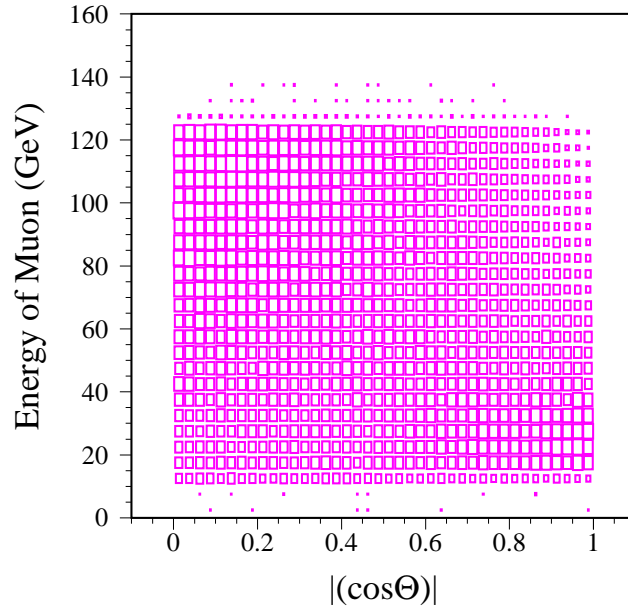
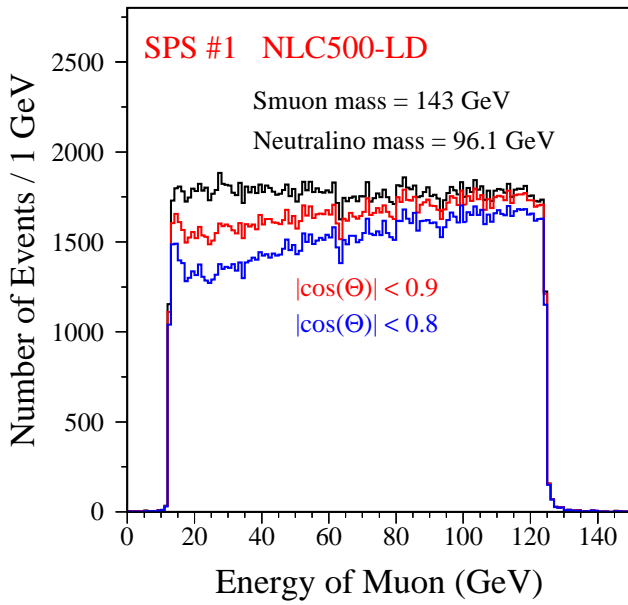
$$M_{\tilde{\chi}_1^0}^2 = M_{\tilde{\mu}_R^\pm}^2 \bullet \left\{ 1 - 2 \frac{E_{min} + E_{max}}{E_{cm}} \right\} \quad (2)$$



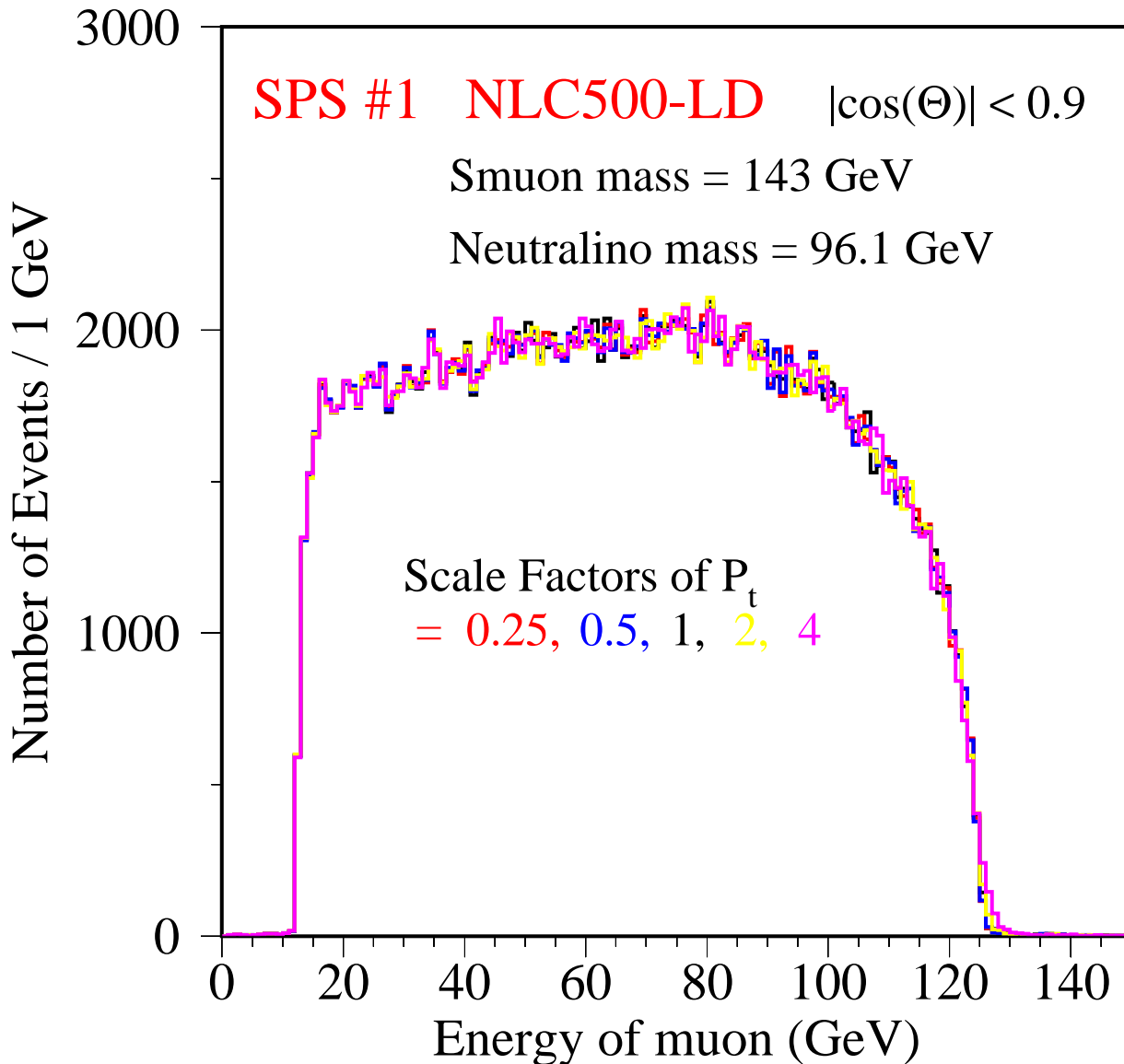
- **Min/Max** muon energy as a function of center of mass energy



- Comparison of muon energies for various effects, ISR, beamstrahlung and beam energy spread.



- Muon energy endpoints are well maintained after muon polar angle and P_t total cuts.



- SPS#1 Scenario ($\Delta M = 47$ GeV).
- Track momentum resolution $\Delta(\frac{1}{P_t})$ is re-scaled by factors = 0.25, 0.5, 1.0, 2.0, 4.0.

- Monte Carlo Interpolation Technique

400K Fast MC signal events are produced, one half sample is treated as 'data', another half as 'MC'. The fitted parameters are E_{min} and E_{max} , the goodness of fit is defined by a binned χ^2 .

- Relative Mass Uncertainty (%)

$$= 100 \times \frac{M_{meas.} - M_{true}}{M_{true}} \quad (3)$$

- Mass Error comes from errors of E_{min} and E_{max}

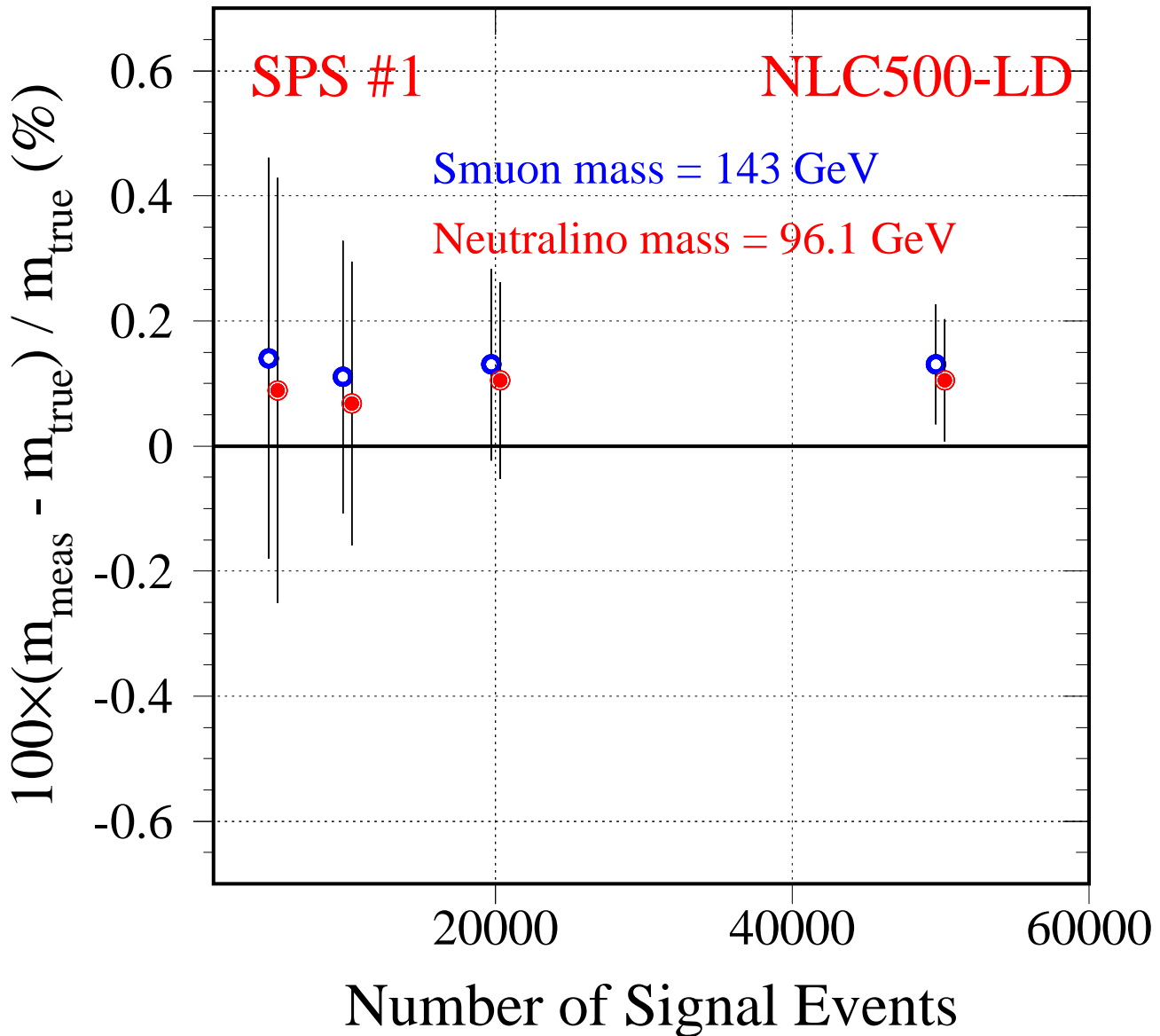
$$\frac{\Delta M_{\tilde{\mu}_R^\pm}}{M_{\tilde{\mu}_R^\pm}} = A \bullet \sqrt{\left[\frac{\Delta E_{min}}{E_{min}}\right]^2 + \left[\frac{\Delta E_{max}}{E_{max}}\right]^2} \quad (4)$$

$$\frac{\Delta M_{\tilde{\chi}_1^0}}{M_{\tilde{\chi}_1^0}} = \frac{M_{\tilde{\mu}_R^\pm}^2}{M_{\tilde{\chi}_1^0}^2} \bullet \sqrt{\left(\frac{C}{E_{min}} - \frac{1}{E_{cm}}\right)^2 \Delta E_{min}^2 + \left(\frac{C}{E_{max}} - \frac{1}{E_{cm}}\right)^2 \Delta E_{max}^2} \quad (5)$$

where,

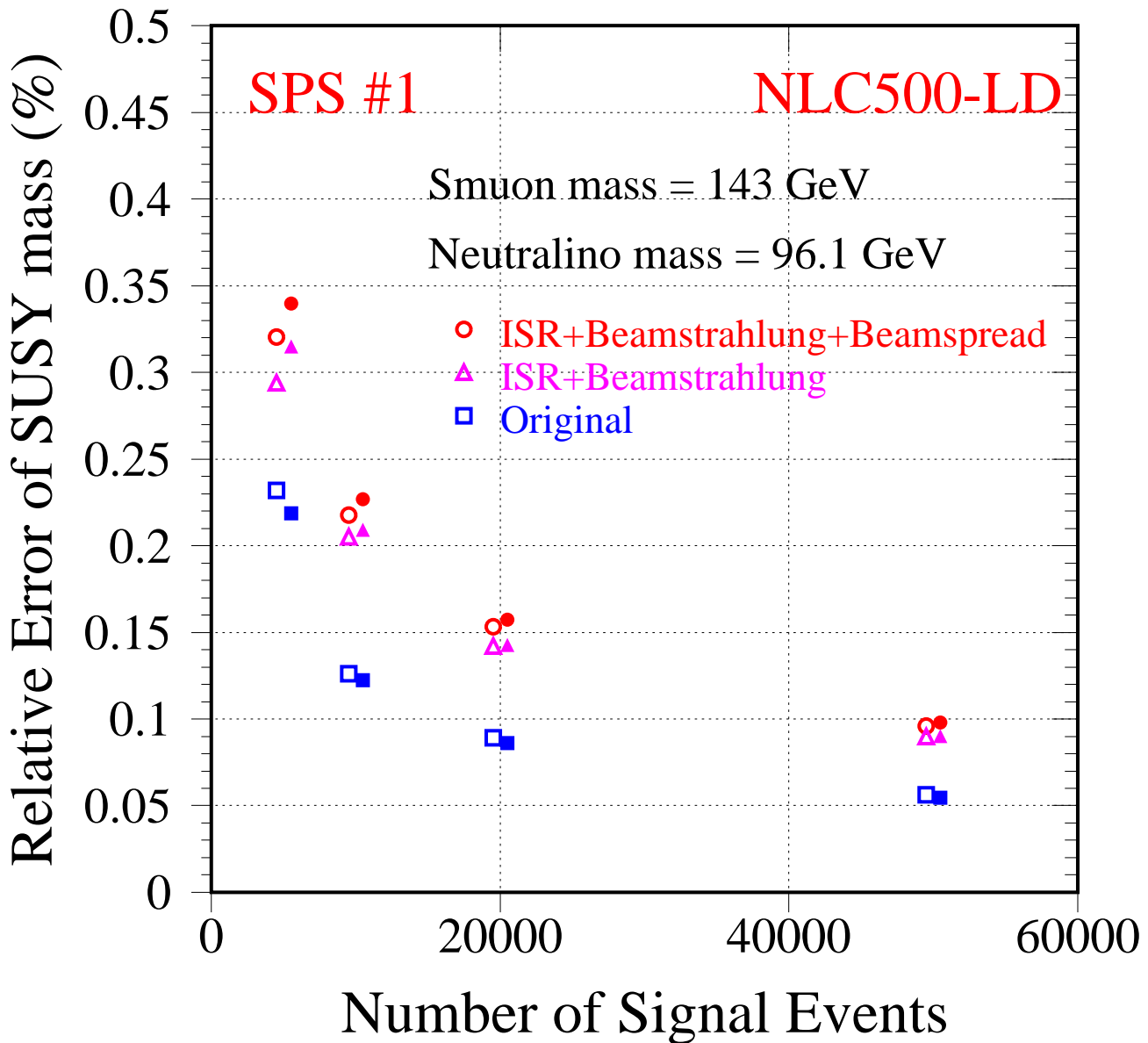
$$A = \frac{E_{max} - E_{min}}{2(E_{max} + E_{min})}, \quad B = \frac{E_{max} + E_{min}}{E_{cm}}, \quad C = A(1 - 2B)$$

Random BKGD 10%, 0.25 GeV/bin



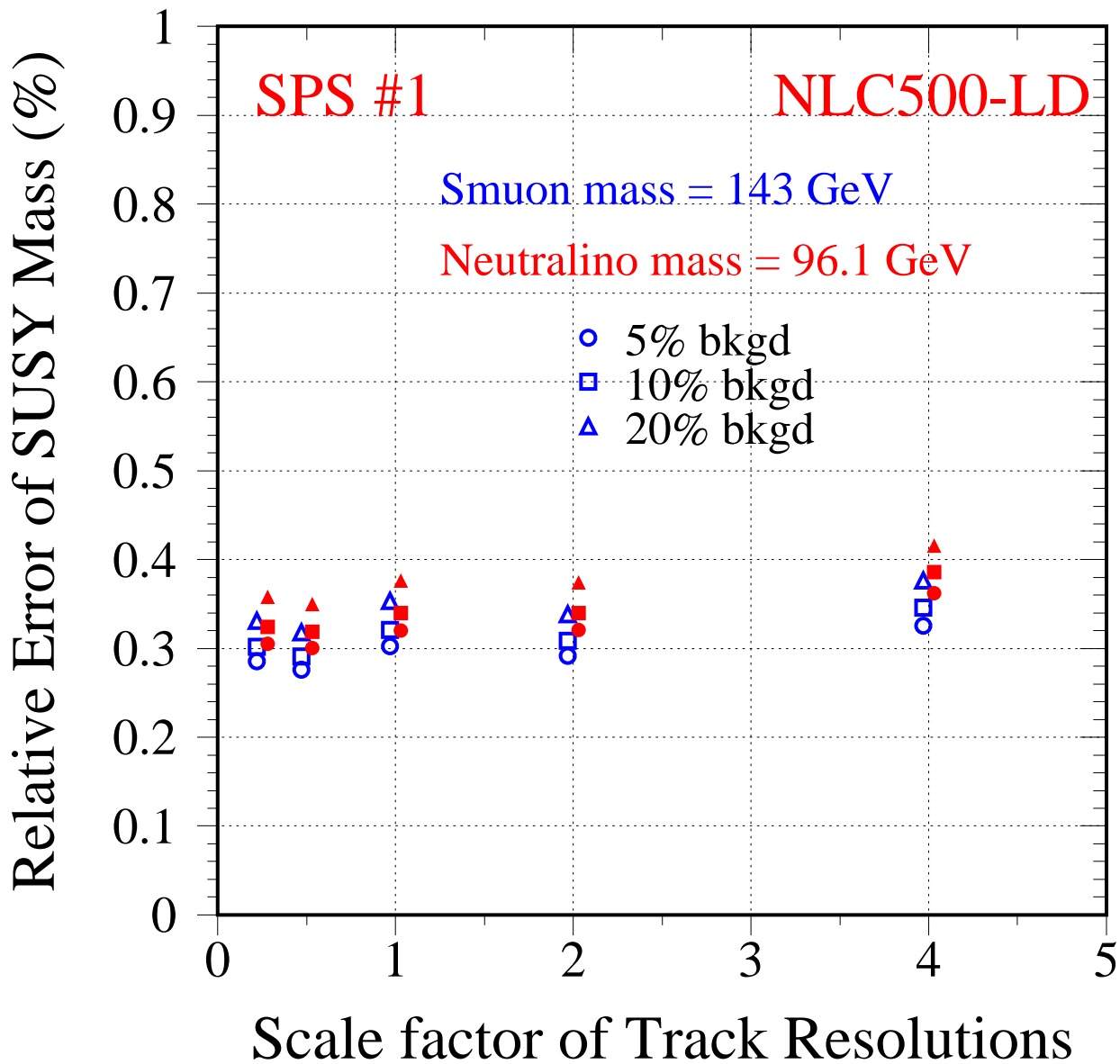
- 5000 Signal events is equivalent to $\sim 100 \text{ fb}^{-1}$ Data
(3-4 months run at design luminosity)
- ⇒ Extracted mass consistent with statistical uncertainty.

Random BKGD 10%, 0.25 GeV/bin



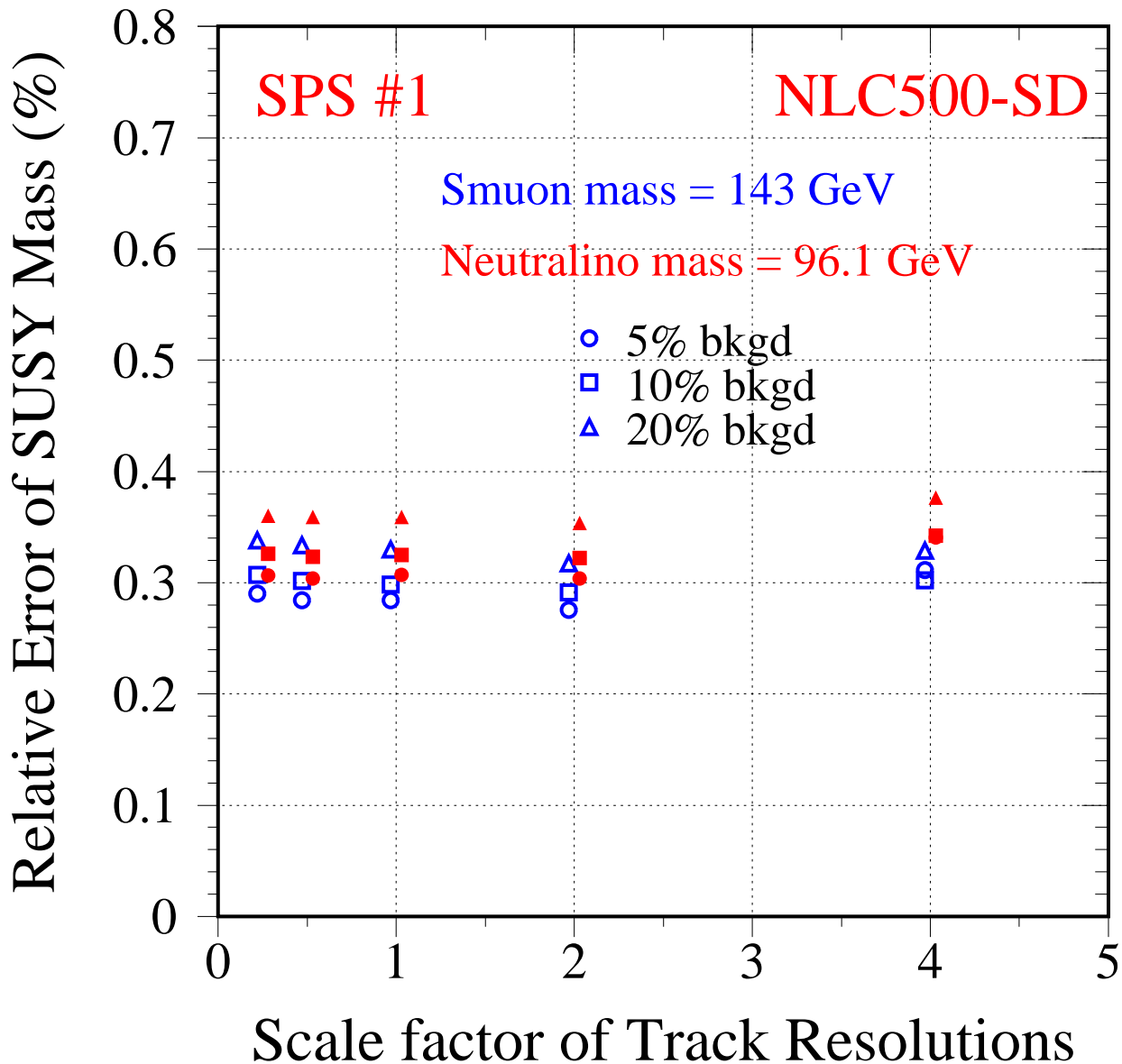
⇒ Relative mass error is affected by ISR, beamstrahlung and beam energy spread.

Signal Events - 5,000, 0.25 GeV/bin

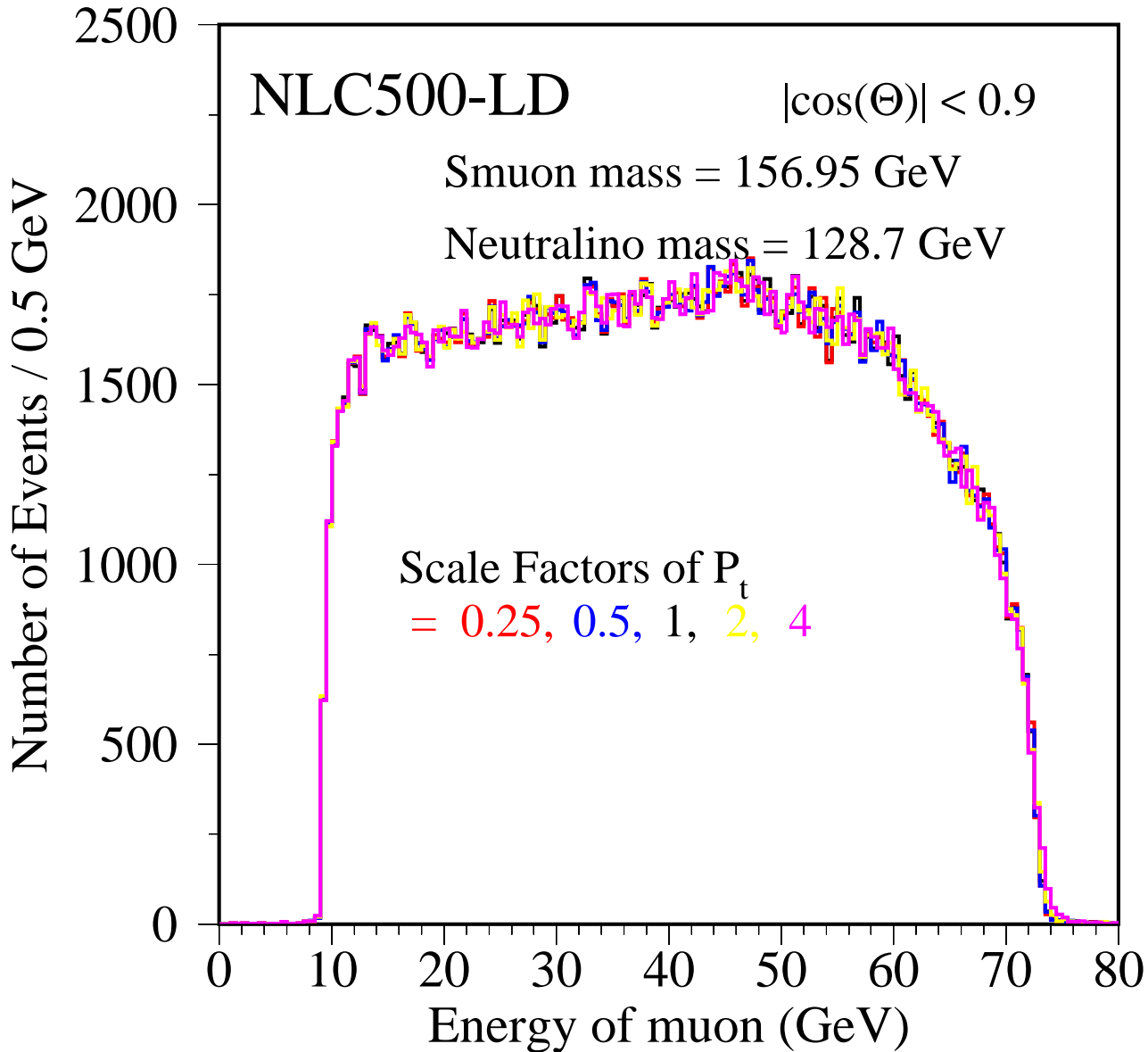


- ⇒ Mass error is insensitive to track resolutions.
- ⇒ Relative error is $\sim 0.35\%$ for 5K signal events.

Signal Events - 5,000, 0.25 GeV/bin

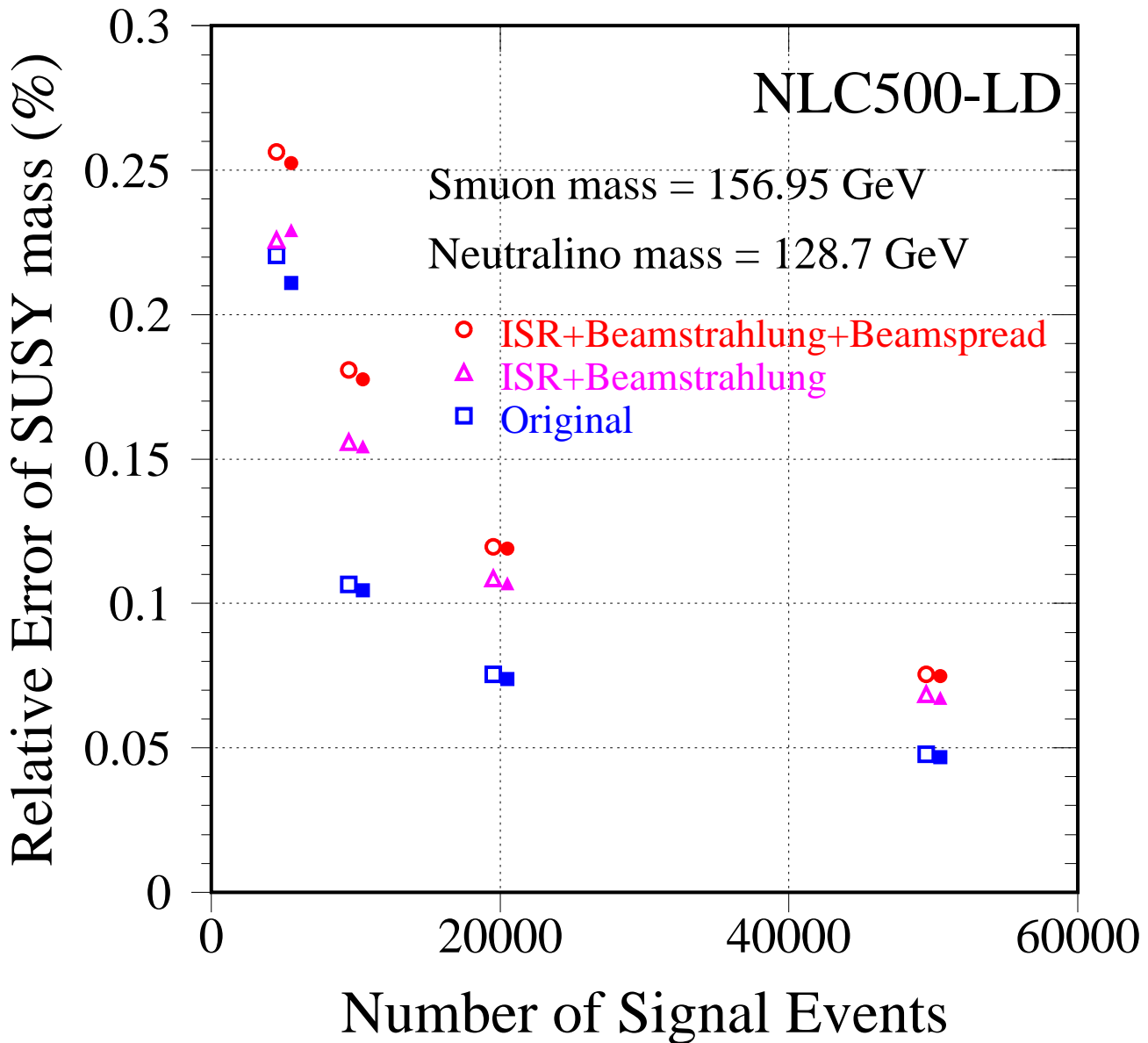


- ⇒ Mass error is insensitive to track resolutions.
- ⇒ Relative error is $\sim 0.35\%$ for 5K signal events.



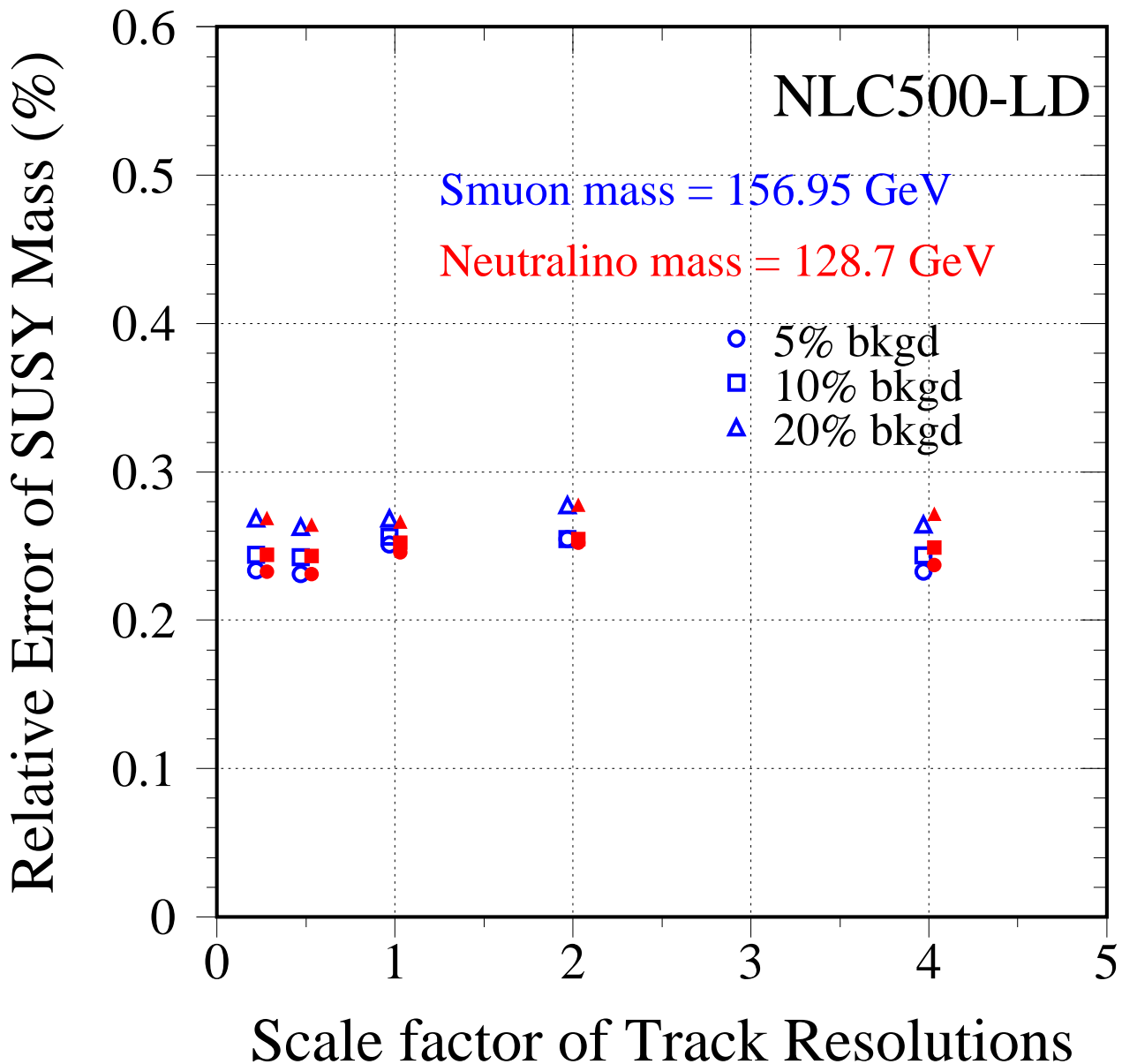
- Another mass combination ($\Delta M = 28$ GeV).
- Track momentum resolution $\Delta\left(\frac{1}{P_t}\right)$ is re-scaled by factors = 0.25, 0.5, 1.0, 2.0, 4.0.

Random BKGD 10%, 0.25 GeV/bin

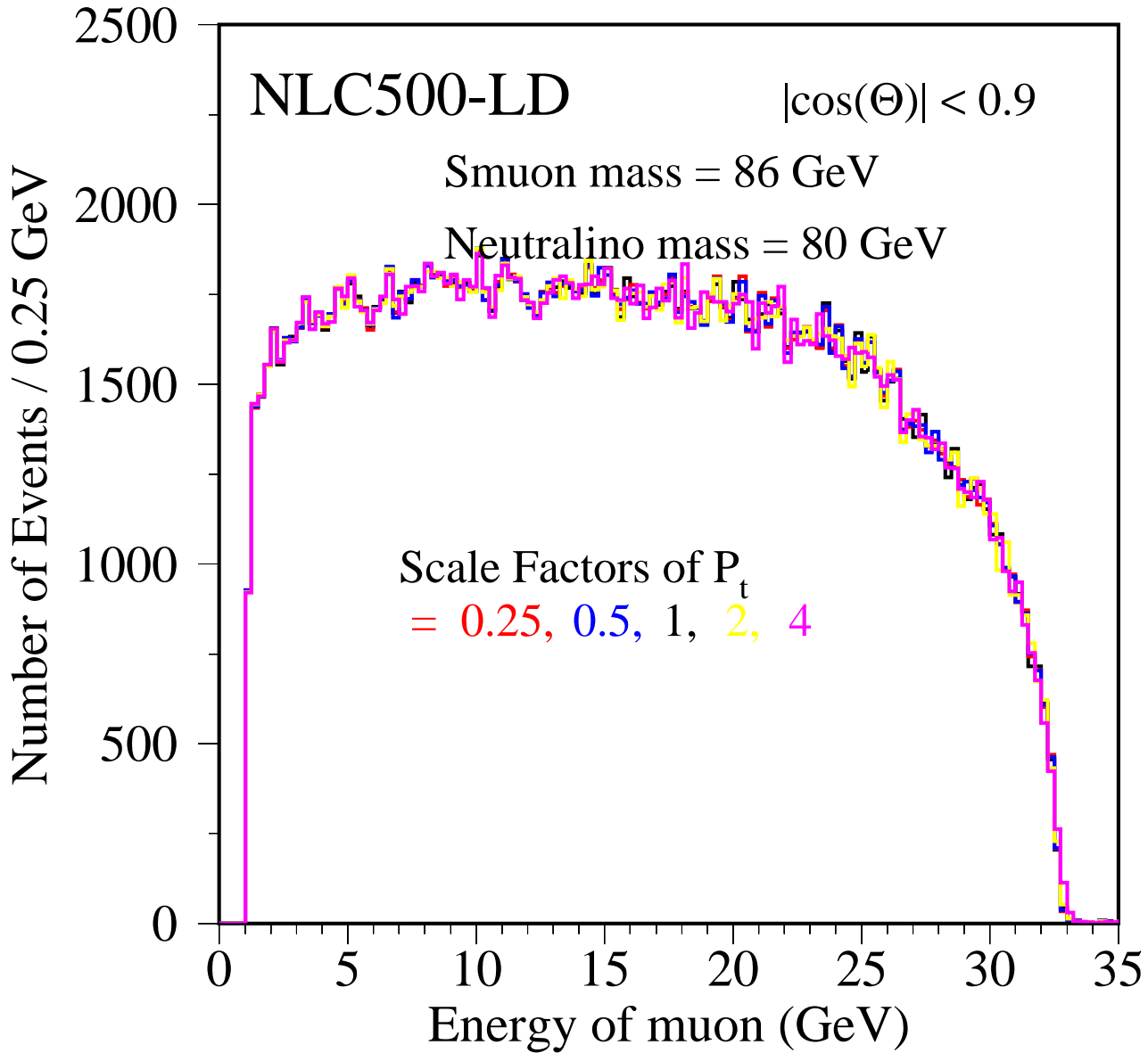


⇒ Relative mass error is affected by ISR, beamstrahlung and beam energy spread.

Signal Events - 5,000, 0.25 GeV/bin

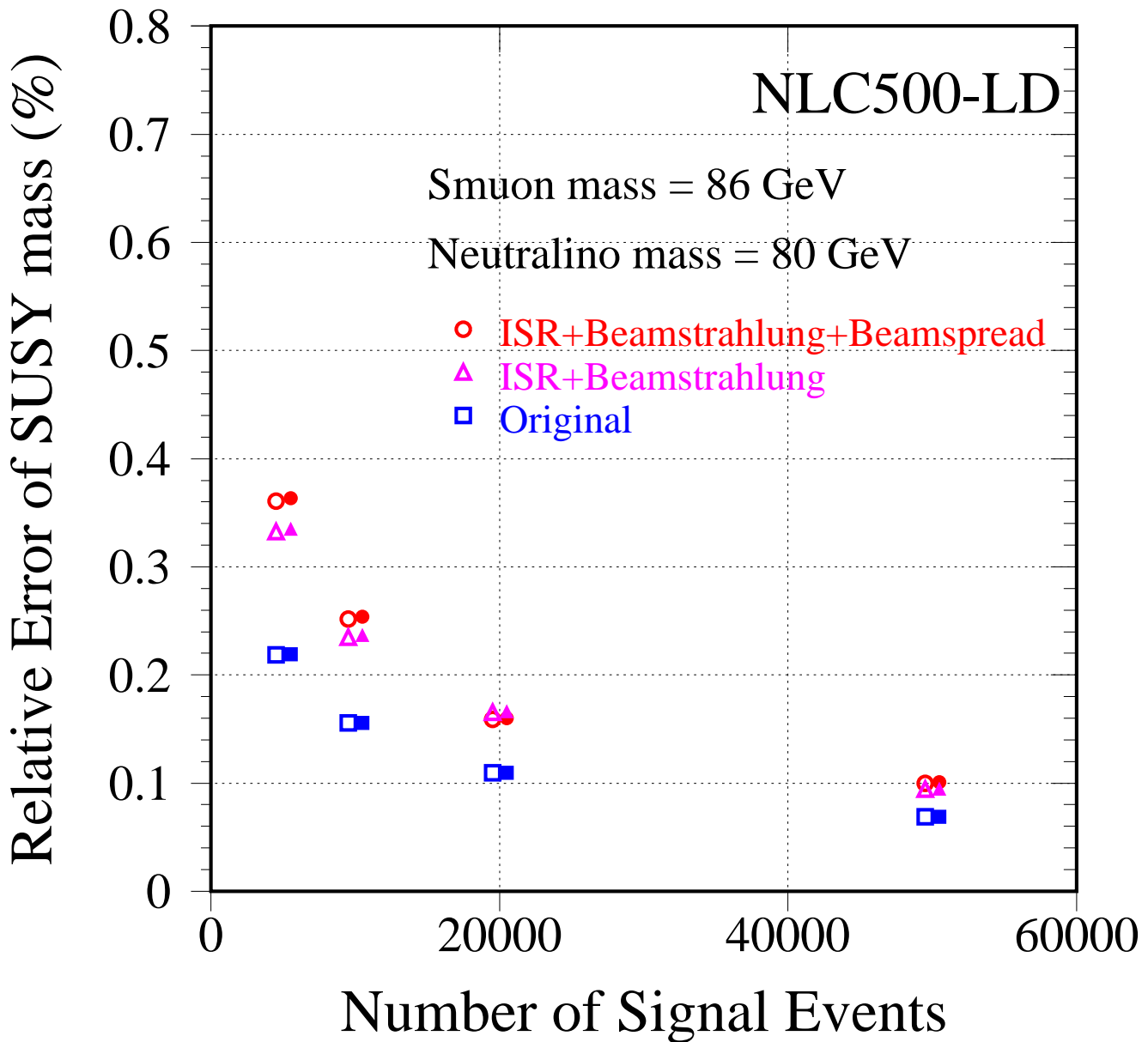


- ⇒ Mass error is insensitive to track resolutions.
- ⇒ Relative error is $\sim 0.25\%$ for 5K signal events.



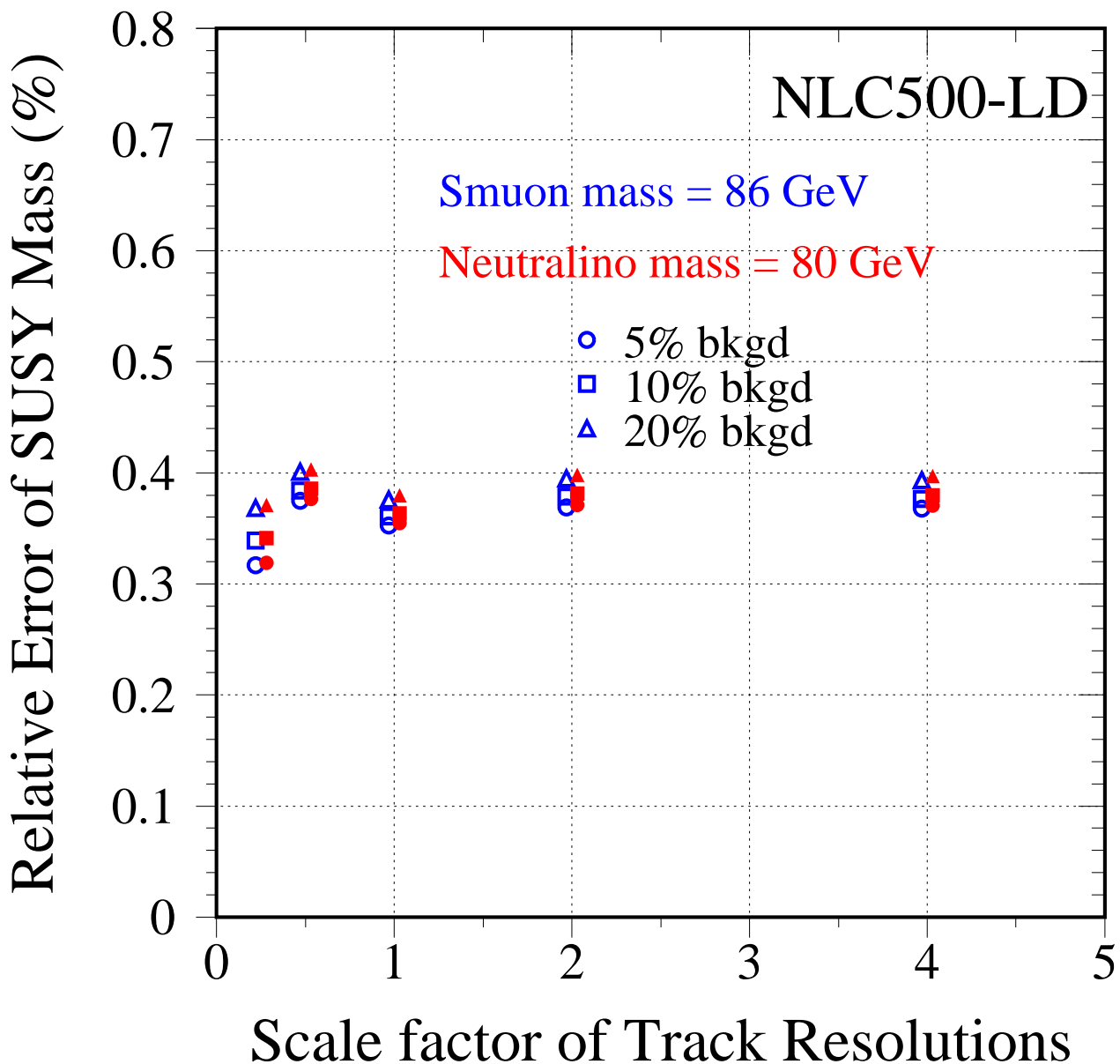
- Another mass combination ($\Delta M = 6$ GeV).
- Track momentum resolution $\Delta(\frac{1}{P_t})$ is re-scaled by factors = 0.25, 0.5, 1.0, 2.0, 4.0.

Random BKGD 10%, 0.03125 GeV/bin



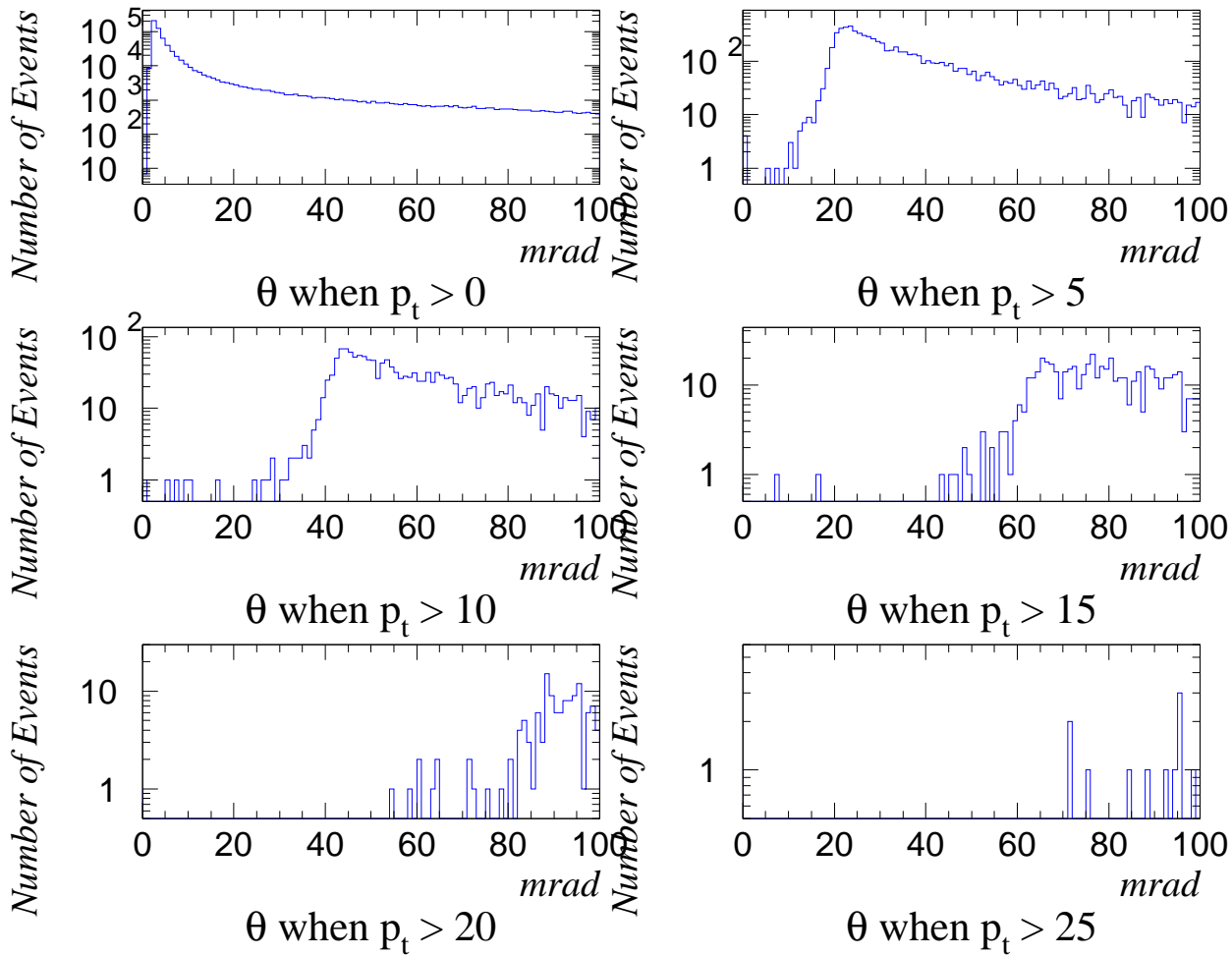
⇒ Relative mass error is affected by ISR, beamstrahlung and beam energy spread.

Signal Events - 5,000, 0.03125 GeV/bin

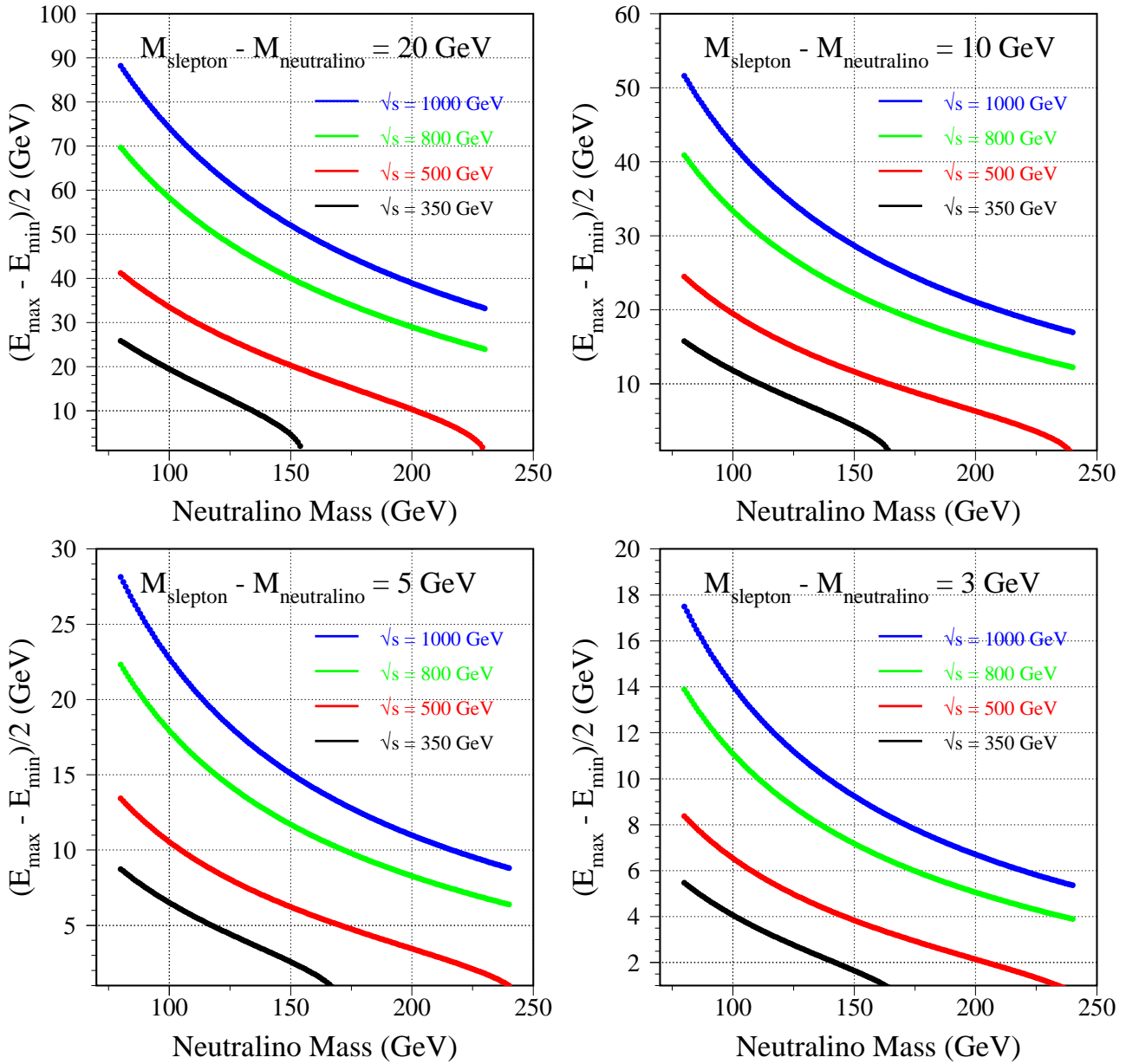


- ⇒ Mass error is insensitive to track resolutions.
- ⇒ Relative error is $\sim 0.4\%$ for 5K signal events.

- According to analysis of U. Colorado group, P_t cut of about 15 GeV could eliminate most of the $\gamma^*\gamma^*$ background.

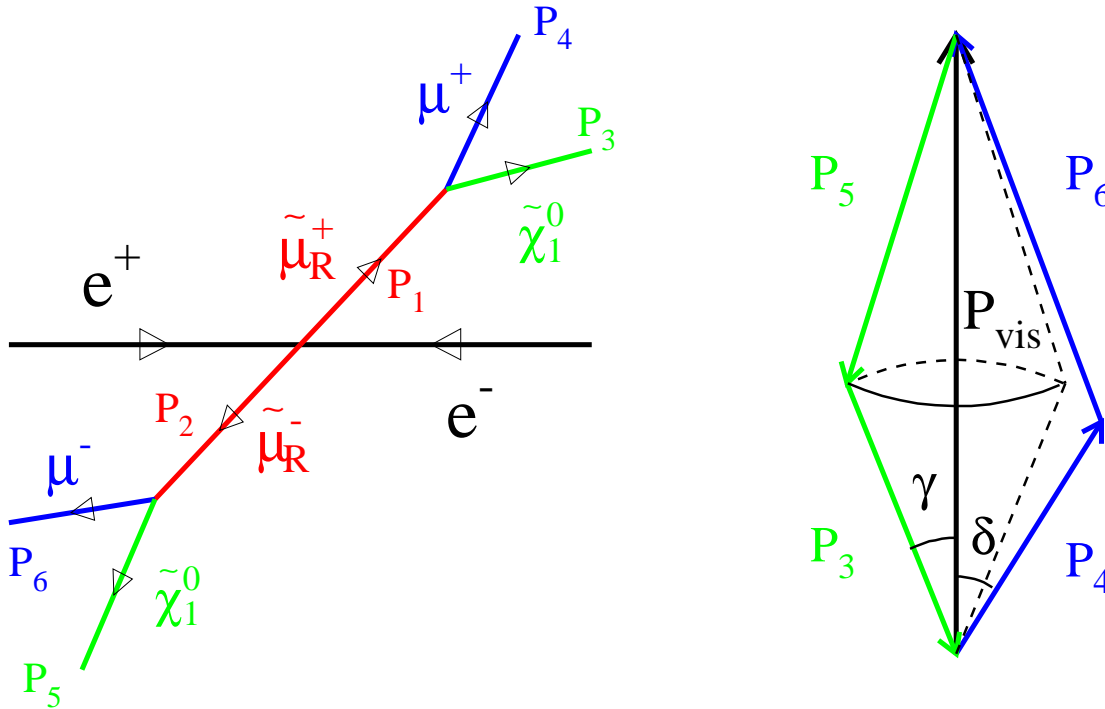


- Calorimeter acceptance of LD > 52 mrad.



⇒ In order to measure SUSY masses precisely,
 higher \sqrt{s} is required for lower $\Delta M \equiv M_{\tilde{\mu}_R^\pm} - M_{\tilde{\chi}_1^0}$.

- If the lightest neutralino mass is known, then ...

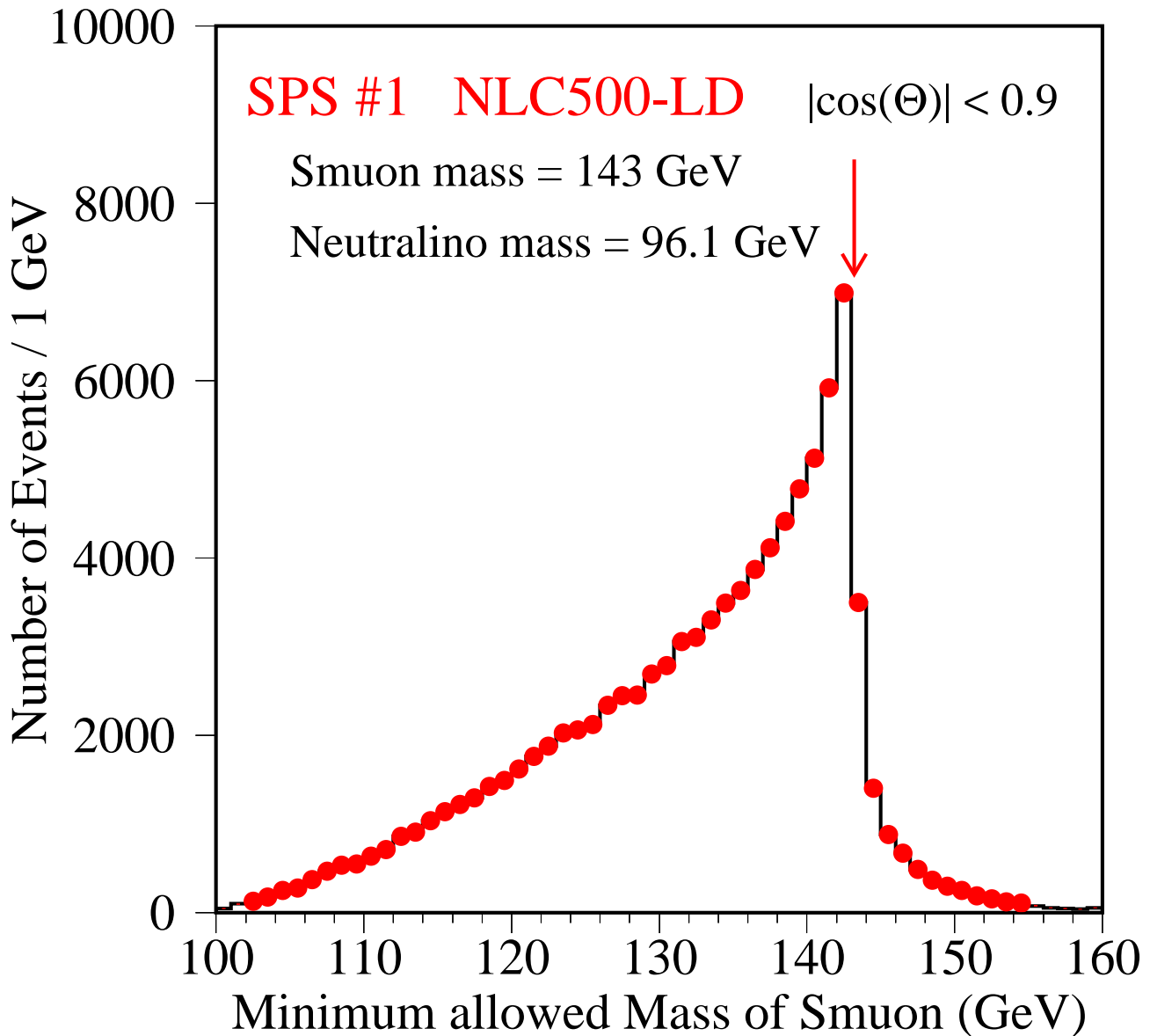


$$\mathbf{p}_{\text{vis}} = \mathbf{p}_4 + \mathbf{p}_6 = -(\mathbf{p}_3 + \mathbf{p}_5)$$

$$(\mathbf{M}_{\tilde{\mu}_R^\pm}^{\text{min}})^2 = E_{\text{beam}}^2 - (p_1^{\text{max}})^2 = E_{\text{beam}}^2 - [p_3^2 + p_4^2 - 2p_3p_4\cos(\gamma + \delta)] \quad (6)$$

$$p_3 = \sqrt{(E_{\text{beam}} - E_4)^2 - M_{\tilde{\chi}_1^0}^2} ; \quad p_5 = \sqrt{(E_{\text{beam}} - E_6)^2 - M_{\tilde{\chi}_1^0}^2}$$

$$\cos(\delta) = \frac{p_4^2 + p_{\text{vis}}^2 - p_6^2}{2p_4p_{\text{vis}}} ; \quad \cos(\gamma) = \frac{p_3^2 + p_{\text{vis}}^2 - p_5^2}{2p_3p_{\text{vis}}}$$



\Rightarrow mass error is improved by factor of ~ 3

But, $M_{\tilde{\mu}_R^\pm}$ strongly depends on $M_{\tilde{\chi}_1^0}$ precision.

- Three mass pairs are investigated at NLC500,

$$M_{\tilde{\mu}_R^\pm} = 143 \text{ GeV}, M_{\tilde{\chi}_1^0} = 96.1 \text{ GeV},$$

$$E_{min} = 12.32 \text{ GeV}, E_{max} = 124.77 \text{ GeV};$$

$$M_{\tilde{\mu}_R^\pm} = 156.95 \text{ GeV}, M_{\tilde{\chi}_1^0} = 128.7 \text{ GeV},$$

$$E_{min} = 9.07 \text{ GeV}, E_{max} = 72.82 \text{ GeV};$$

$$M_{\tilde{\mu}_R^\pm} = 86 \text{ GeV}, M_{\tilde{\chi}_1^0} = 80 \text{ GeV},$$

$$E_{min} = 1.027 \text{ GeV}, E_{max} = 32.64 \text{ GeV};$$

⇒ Smuon and neutralino masses are insensitive to track momentum resolution.

⇒ Relative mass errors of 5K signal events are

$$\sim 0.35\% \text{ for high } \Delta M = 47 \text{ GeV}, E_{min} \sim 12 \text{ GeV}$$

$$\sim 0.25\% \text{ for medium } \Delta M = 28 \text{ GeV}, E_{min} \sim 10 \text{ GeV}$$

$$\sim 0.40\% \text{ for low } \Delta M = 6 \text{ GeV}, E_{min} \sim 1 \text{ GeV}$$

⇒ Higher \sqrt{s} is required for lower ΔM .