

Search for New Physics at LHC with ATLAS Detector

Hai-Jun Yang
University of Michigan, Ann Arbor

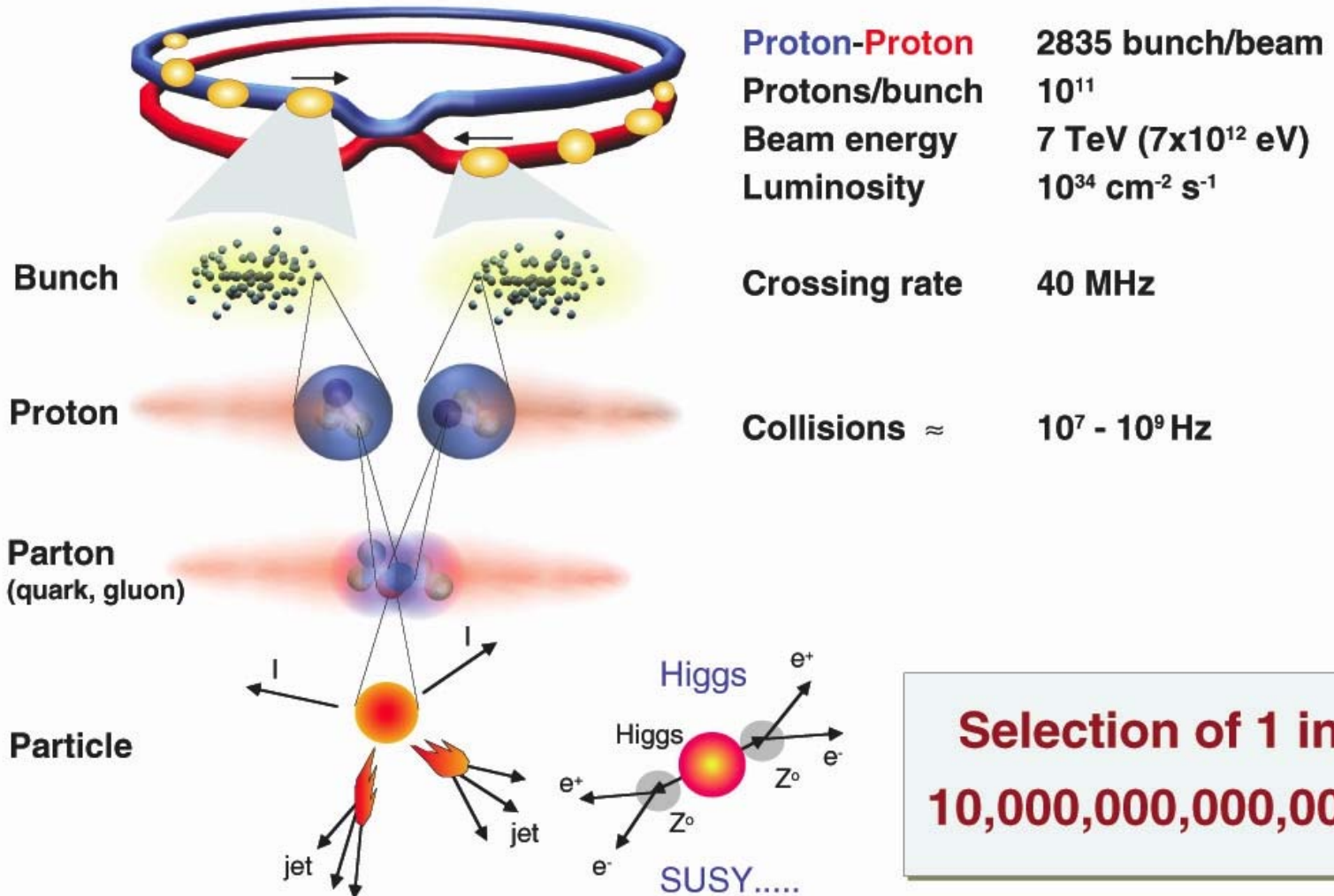
Seminar at Southern Methodist University
October 20, 2008

Outline

- **Introduction**
- **'Re-discover' the Standard Model with early LHC data**
 - Studies on vector gauge bosons
 - Indirect Search for new physics through anomalous Triple-Gauge-Boson Couplings
- **Search for new physics through diboson and $t\bar{t}$ events**
 - SM Higgs $\rightarrow WW \rightarrow l\nu l\nu$
 - $Z' \rightarrow t\bar{t} \rightarrow bbWW \rightarrow bbj\nu l\nu$
- **Development of advanced particle identification algorithm**
 - Boosted Decision Trees, Event Weight Training Technique
 - A general search strategy to improve physics discovery potential
- Materials presented in this talk are based on LHC physics studies by H. Yang with the Michigan ATLAS group members

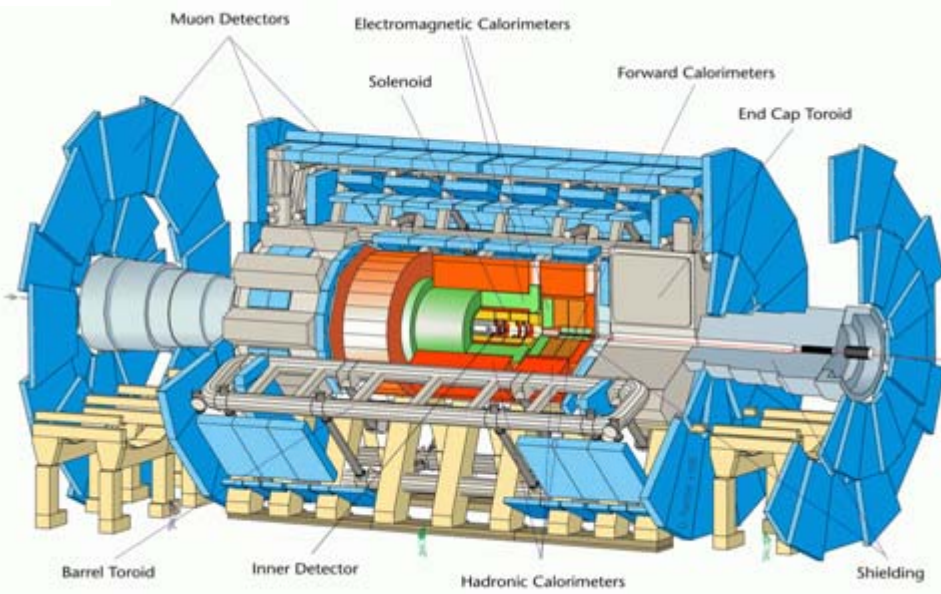
Proton-Proton Collisions at LHC

to discover the mysteries of EWSB, Dark-Matter, ...



Two general purpose experiments at LHC

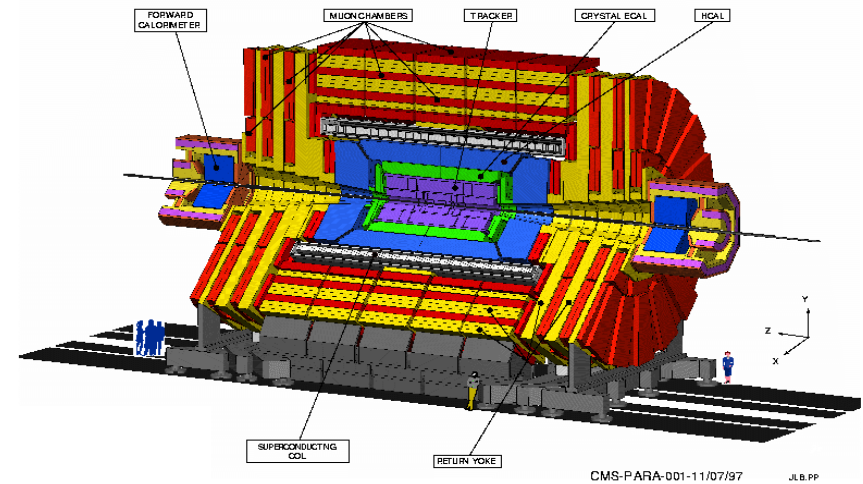
> 10 years of hard work in design and constructions, ready for beams



ATLAS

Length : ~45 m
Diameter : ~24 m
Weight : ~ 7,000 tons
Electronic channels : ~ 10^8
Solenoid : 2 T
Air-core toroids

Excellent Standalone Muon Detector



CMS

Length : ~22 m
Diameter : ~14 m
Weight : ~ 12,500 tons
Solenoid : 4 T
Fe yoke
Compact and modular

Excellent EM Calorimeter

LHC Physics Run in 2008-2009

- Single beam injection on September 10, 2008
- pp collisions at 10 TeV start in April 2009, Luminosity would ramp up to $10^{33} \text{ cm}^{-2}\text{s}^{-1}$
- Integrated luminosity: a few fb^{-1}
 - Detector calibration to 1-2% accuracy
 - Detector performance validation by measuring cross sections of SM processes (dijets, W, Z, ttbar, diboson)
 - Serious searches with a few fb^{-1} include:
 - Higgs \rightarrow WW (M_H from 150 GeV – 180 GeV)
 - W' and Z' in TeV mass region
 - SUSY signature
 - ...

Re-discover Standard Model

– A Steppingstone to Discover New Physics

Our search for new physics at LHC will start with

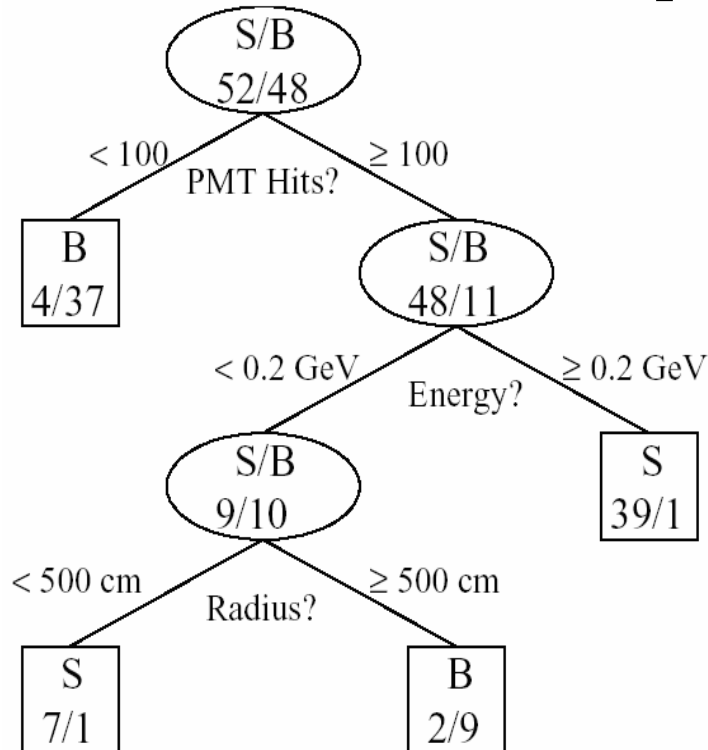
- W and Z productions: the standard candles
 - demonstrate the detector performance
 - constrain the PDF
- Diboson (WW , WZ , ZZ , $W\gamma$, $Z\gamma$) – **ATL-COM-PHYS-036(041)**
 - test the SM in high energy region
 - probe the anomalous triple-gauge boson couplings
 - understand the diboson background for new physics signature
- Two methods used in the analysis
 - Cut-based (classical method)
 - **Boosted Decision Trees** (a new multivariate analysis tool developed at U. of Michigan by H. Yang et al.)

H. Yang et.al. NIM A555 (2005)370, NIM A543 (2005)577, NIM A574(2007) 342

Boosted Decision Trees

- Relatively new in HEP – MiniBooNE, BaBar, D0(single top discovery), ATLAS
- Advantages: robust, understand ‘powerful’ variables, relatively transparent, ...

“A procedure that combines many weak classifiers to form a powerful committee”



BDT Training Process

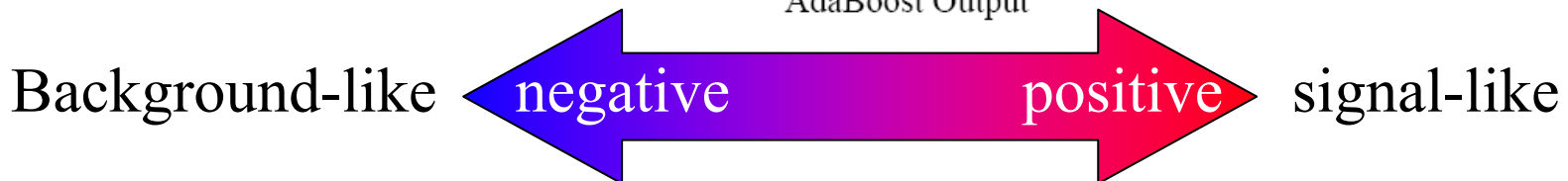
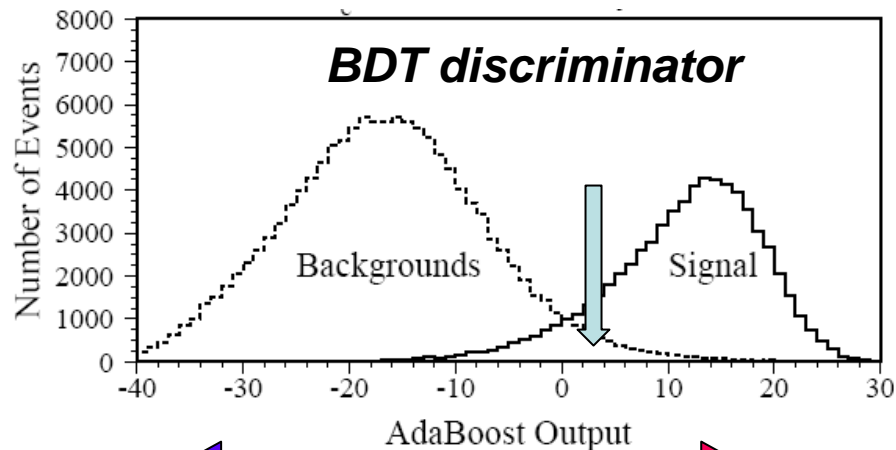
- Split data recursively based on input variables until a stopping criterion is reached (e.g. purity, too few events)
- Every event ends up in a “signal” or a “background” leaf
- Misclassified events will be given larger weight in the next decision tree (boosting)

A set of decision trees can be developed,
each re-weighting the events to enhance
identification of backgrounds misidentified
by earlier trees (“boosting”)

For each tree, the data event is assigned

- +1 if it is identified as **signal**,
- 1 if it is identified as **background**.

The total for all trees is combined into a “score”



SM Diboson Studies in ATLAS

ATL-COM-PHYS-2008-036, ATL-COM-PHYS-2008-041

Diboson	Signature	Physics
$W^+ W^- \rightarrow l\nu l\nu$	2 opposite sign leptons + Missing E_T	Std Model WW production Std Model Higgs; Z' decays; anomalous TGC
$W^\pm Z \rightarrow l\nu ll$	3 leptons + Missing E_T	Std Model WZ; SUSY; Technicolor; anomalous TGC
$W^\pm \gamma \rightarrow l\nu \gamma$	Lepton + photon + ME_T	Std Model $W\gamma$; anomalous TGC
$ZZ \rightarrow ll ll$ or $ll \nu\nu$	4 leptons 2 lepton+ ME_T	Std Model ZZ & Higgs anomalous neutral TGC; GMSB
$Z\gamma \rightarrow ll \gamma$	2 leptons + photon	Std Model $Z\gamma$; anomalous neutral TGC; GMSB

Diboson Detection Sensitivity with ATLAS for 1 fb⁻¹ Integrated Luminosity

High sensitivity results come from the analysis based on BDT technique

Diboson mode	Signal	Background	Signal eff.	σ_{stat}^{signal}	p -value	Sig.
$W^+W^- \rightarrow e^\pm \nu \mu^\mp \nu$	347 ± 3	64 ± 5	12.6% (BDT)	5.4%	3.6×10^{-166}	27.4
$W^+W^- \rightarrow \mu^+ \nu \mu^- \nu$	70 ± 1	17 ± 2	5.2% (BDT)	12.0%	8.8×10^{-30}	11.3
$W^+W^- \rightarrow e^+ \nu e^- \nu$	52 ± 1	11 ± 2	4.9% (BDT)	13.9%	1.9×10^{-24}	10.1
$W^+W^- \rightarrow \ell^+ \nu \ell^- \nu$	103 ± 3	17 ± 2	2.0% (cuts)	9.9%	1.4×10^{-54}	15.5
$W^\pm Z \rightarrow \ell^\pm \nu \ell^+ \ell^-$	128 ± 2	16 ± 3	15.2% (BDT)	8.8%	3.0×10^{-76}	18.4
	53 ± 2	8 ± 1	6.3% (cuts)	13.7%	3.1×10^{-30}	11.4
$ZZ \rightarrow 4\ell$	17 ± 0.5	2 ± 0.2	7.7% (cuts)	24.6%	6.0×10^{-12}	6.8
$ZZ \rightarrow \ell^+ \ell^- \nu \bar{\nu}$	10 ± 0.2	5 ± 2	2.6% (cuts)	31.3%	7.7×10^{-4}	3.2
$W\gamma \rightarrow e\nu\gamma$	1604 ± 65	1180 ± 120	5.7% (BDT)	2.5%	significance > 30	
$W\gamma \rightarrow \mu\nu\gamma$	2166 ± 88	1340 ± 130	7.6% (BDT)	2.1%	significance > 30	
$Z\gamma \rightarrow e^+e^-\gamma$	367 ± 12	187 ± 19	5.4% (BDT)	5.2%	1.2×10^{-91}	20.3
$Z\gamma \rightarrow \mu^+\mu^-\gamma$	751 ± 23	429 ± 43	11% (BDT)	3.6%	5.9×10^{-171}	27.8

Search for **new physics**

by probing anomalous triple-gauge-couplings

- Model independent effective Lagrangian with anomalous charged TGCs

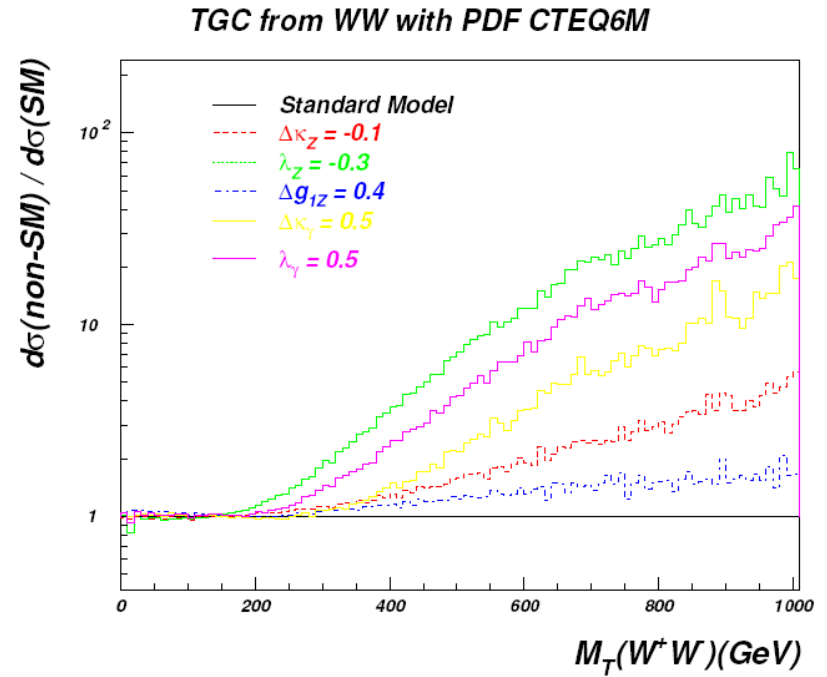
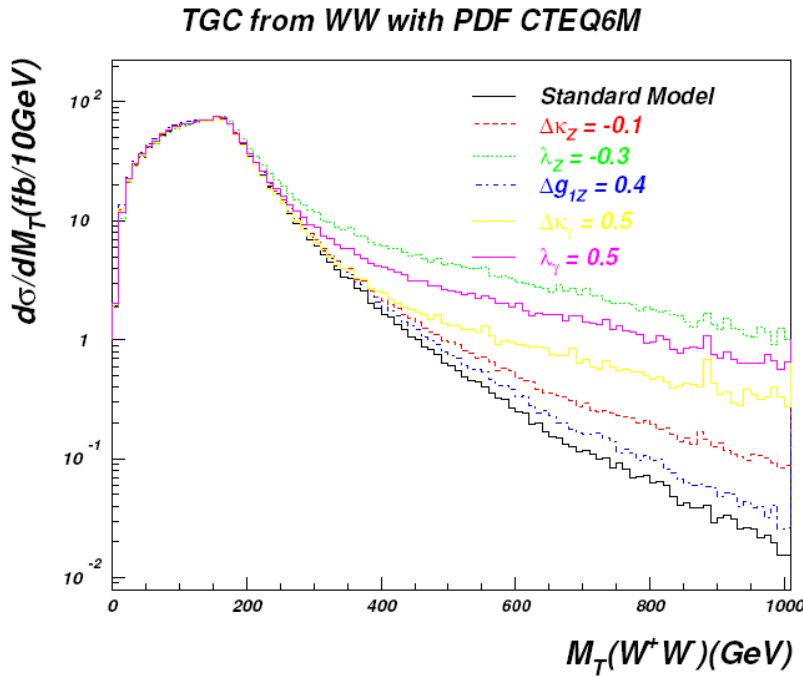
$$L_{WWV}/g_{WWV} = i \mathbf{g}_1^V (W_{\mu\nu}^\dagger W^\mu V^\nu - W_{\mu\nu}^\dagger V_\nu W^{\mu\nu}) \\ + i \kappa_V W_{\mu\nu}^\dagger W_\nu V^{\mu\nu} + i (\lambda_V/M_W^2) W_{\lambda\mu}^\dagger W_\nu^\mu V^{\nu\lambda}$$

where $V = Z, \gamma$.

- In the standard model $\mathbf{g}_1^V = \kappa_V = 1$ and $\lambda_V=0$.
The goal is to measure these values, usually expressed as the five anomalous parameters $\Delta\mathbf{g}_1^Z$, $\Delta\kappa_Z$, λ_Z , $\Delta\kappa_\gamma$, and λ_γ
- In many cases the terms have an \hat{s} dependence which means the higher center-of-mass energies at the LHC greatly enhance our sensitivity to anomalous couplings
- Complementary studies through different diboson channels**

Production	$\Delta\kappa_Z, \Delta\kappa_\gamma$ term	$\Delta\mathbf{g}_1^Z$ term	$\lambda_Z, \lambda_\gamma$ term
WW	grow as \hat{s}	grow as $\hat{s}^{1/2}$	grow as \hat{s}
WZ	grow as $\hat{s}^{1/2}$	grow as \hat{s}	grow as \hat{s}
$W\gamma$	grow as $\hat{s}^{1/2}$	---	grow as \hat{s}

Anomalous spectra and reweighting ratio



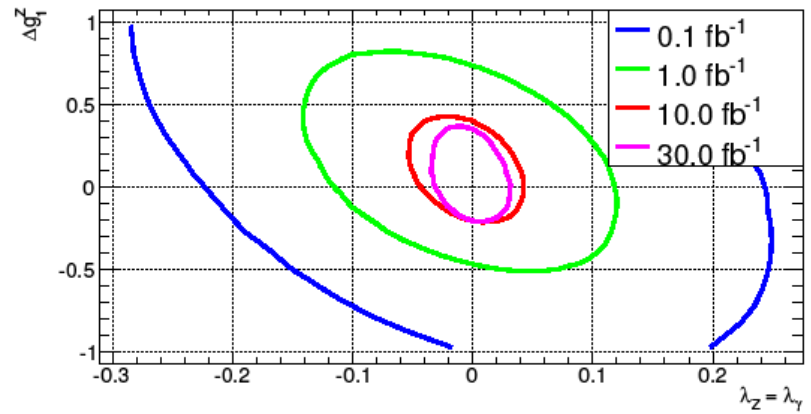
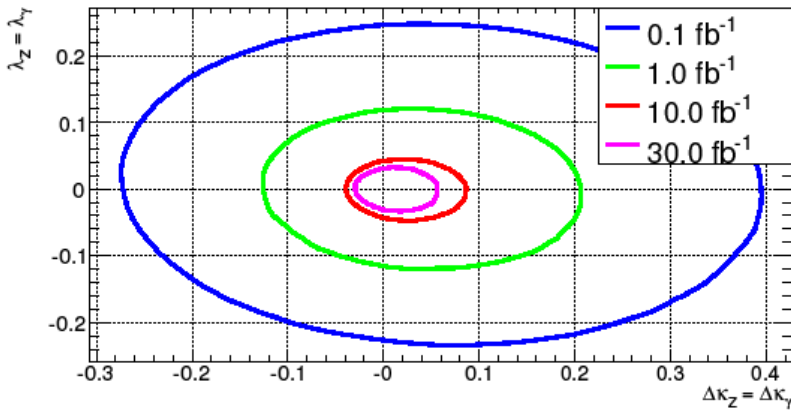
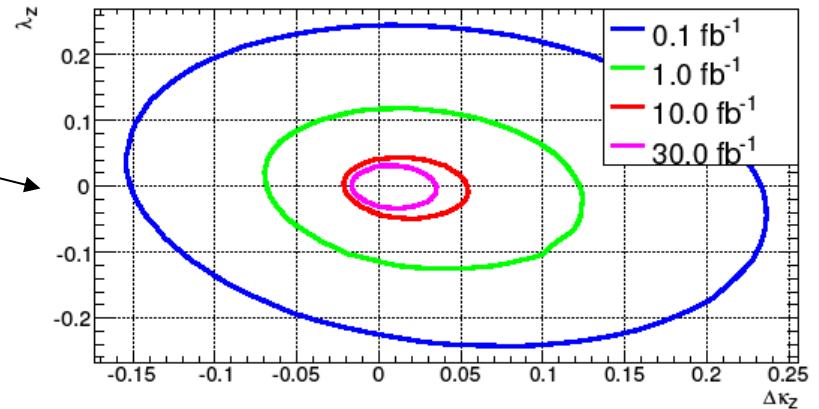
- Left: the $M_T(WW)$ spectrum for W^+W^- events with anomalous coupling parameters using the BHO Monte Carlo.
- Right: the 'ratios = $d\sigma(\text{non-SM})/d\sigma(\text{SM})$ ' used to reweight fully simulated events.
- The ATLAS sensitivities on anomalous TGC couplings are extracted by comparing the 'mock SM data' with the anomalous spectra using binned likelihood fit on $M_T(VV)$ and $P_T(V)$ distributions

2D anomalous TGC sensitivity using $M_T(WW)$

95% C.L. contours for 0.1, 1, 10, and 30 fb^{-1} integrated luminosity

Right: HISZ assumption (2 parameters) →

Bottom: “Standard” assumption,
Z param. = γ param. (3 parameters)



Anomalous charged TGCs: Expected 1-D 95% CL limits

Source	Lumi fb ⁻¹	λ_z WZ	$\Delta\kappa_1^Z$ WW	Δg_1^Z WZ	$\Delta\kappa_1^\gamma$ WW	λ_γ W γ
ATLAS	0.1	[-.062,.056]	[-.44,.61]	[-.063,.119]	[-.47,0.51]	X
ATLAS	1	[-.028,.024]	[-.117,.187]	[-.021,.054]	[-.24,.25]	[-.09,.04]
CDF/D0	1.9/.16	[-.13,.14]	[-.82,1.27]	-	[-.88,.96]	[-.2,.2]
	10	[-.015,.013]	[.015,.013]	[-.011,.034]	[-.26,.07]	[-.05,.02]
	30	[-0.012,.008]	[-.026,.0048]	[-.005,.023]	[-.056,.054]	[.02,.01]

Anomalous neutral TGC 95% CL limits

Lumi	f_4^Z	f_5^Z	f_4^γ	f_5^γ
1	[-.018,.018]	[-.018,.019]	[-.022,.022]	[-.022,.022]
30	[-.006,.006]	[-.006,.007]	[-.008,.008]	[-.008,.008]
LEP	[-.3,.3]	[-.34,.38]	[-.27,.19]	[-.32,.36]

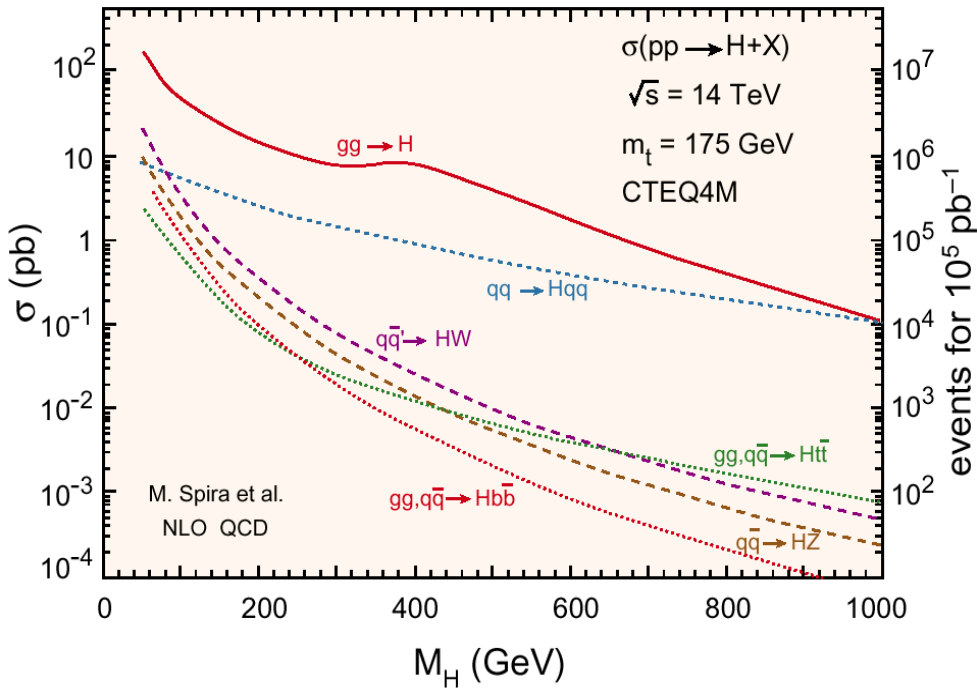
Search for New Physics with Diboson and $t\bar{t}$ Events

- We do not really know what new physics could be discovered at LHC
- Many theoretical models predict that the new physics signature would show up in diboson, top-rich and large MET events.
- Two examples will be presented based on UM group's studies

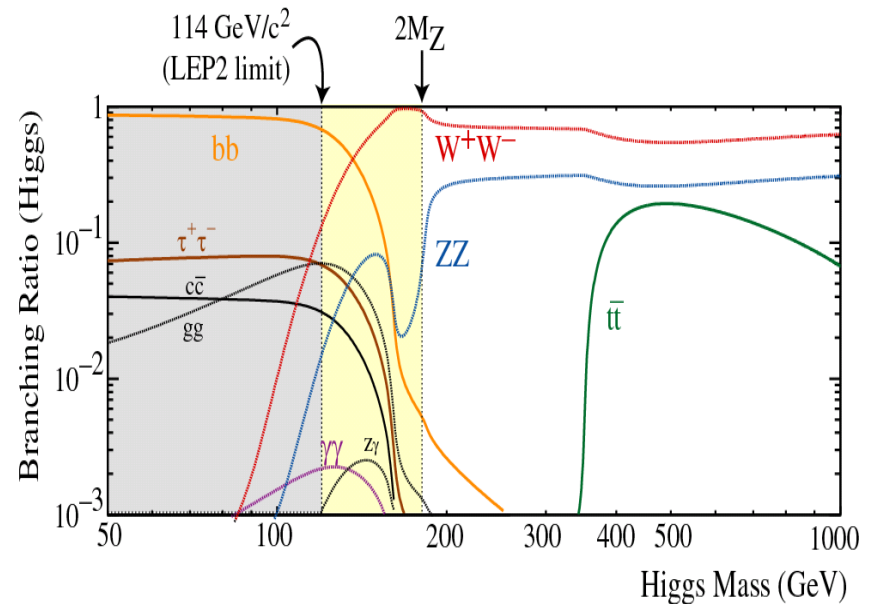
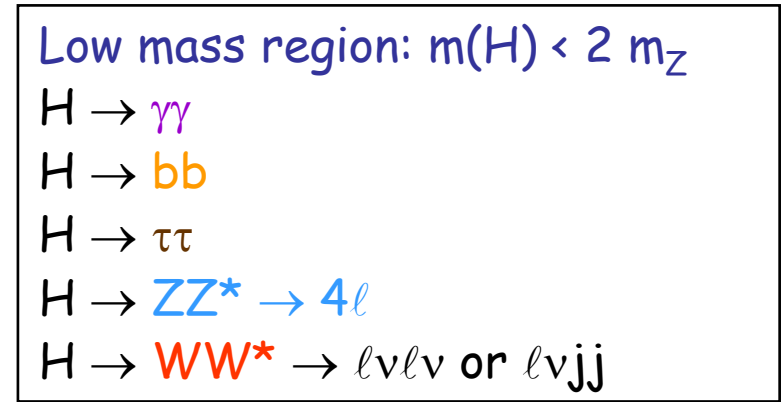
1) Search for SM Higgs \rightarrow WW

(H. Yang et.al., ATL-COM-PHYS-2008-023)

Direct Search for SM $H \rightarrow WW \rightarrow l\nu l\nu$



→ Gluon-gluon fusion and WW/ZZ fusion are two dominant Higgs production mechanism



MC Higgs Signal Used in Study

- **Pythia Generator** (Gluon-Gluon Fusion)

$$H \rightarrow WW \rightarrow e\bar{e}\nu, \mu\nu\mu\nu, e\nu\mu\nu$$

GGF $H \rightarrow WW$	Dataset #	MC Events	$\sigma \times \text{BR}$ (fb)
$M_H = 150 \text{ GeV}$	3010	97400	767
$M_H = 165 \text{ GeV}$	3025	96200	866
$M_H = 170 \text{ GeV}$	5329	167200	825
$M_H = 175 \text{ GeV}$	3035	193450	770
$M_H = 180 \text{ GeV}$	3040	96250	716

- Above Higgs samples were produced at UM using jobOptions similar to official jobOption DS5320 (with diff. M_H and separate the ggF and VBF production)
- UM Pythia Higgs samples were compared to Higgs dataset 5320 by separating the ggF and the VBF events, they are in good agreement.
- UM samples are available at BNL Tier-1 center.

MC Backgrounds Used in Study

(SM samples were used for ATLAS diboson CSC note)

Backgrounds	Dataset #	MC Events	$\sigma \times \text{BR}$ (fb)
qq \rightarrow WW	2821 – 2829	210 K	12503
gg \rightarrow WW	5921 – 5929	370 K	648
ttbar	5200	529 K	4.6E5
WZ	5941, 5971	281 K	688
W + X:			5.75E7
W \rightarrow ln	5250 – 5255	5.25 M	5.62E7
W+Jets(E>80)	4288, 4289	595 K	1.3E6
Z + X:			6.9E6
ZZ	6356, 5980	181 K	84
Drell-Yan	4295 - 4297	10.5 M	6.8E6
Z+Jets(E>80)	4293, 4294	597 K	52800
Zbb	5175 – 5177	200 K	48720

Event Pre-selection

for $H \rightarrow WW \rightarrow l\nu l\nu$

- Two leptons with opposite charges; each lepton with $P_T > 10$ GeV
- Missing $E_T > 15$ GeV
- Events must pass one of lepton trigger requirements: 2E10, 2MU6, E25I, MU20
- Physics objects:
 - Electron ID based on likelihood ratio > 0.6
 - Muon ID based on Staco algorithm
 - Jet class: C4TopoJet ($E_T > 20$ GeV)

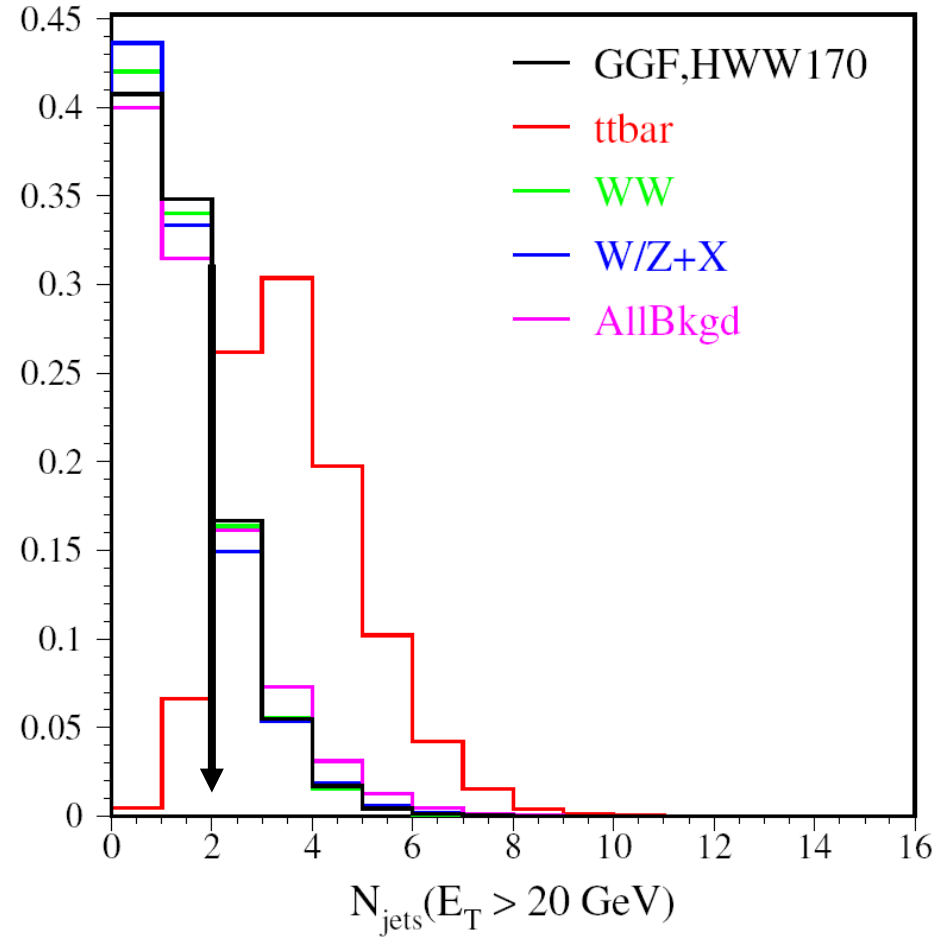
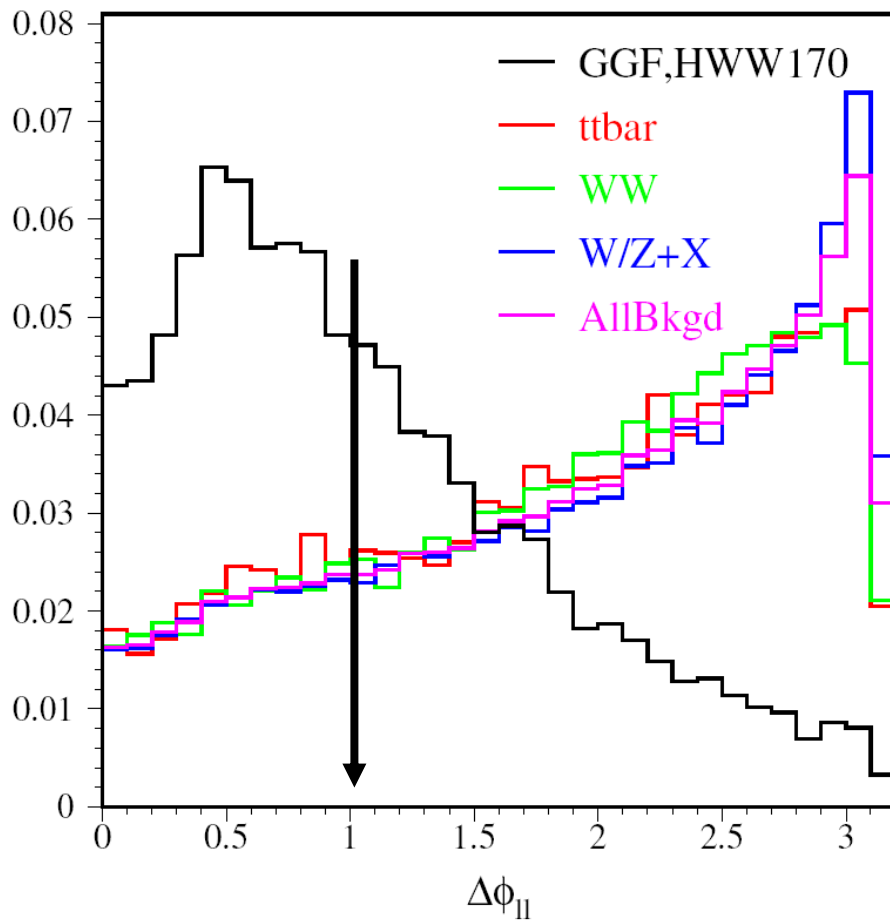
Detection Sensitivity Studies Based on Pre-selected Events

- **Cut-based analysis**
 - Optimize the straight cuts for better sensitivity
- **Analysis based on Boosted Decision Trees (BDT)**
- Consider two leptons with 0-jet and 1-jet events
- Results from cut-based and BDT analyses

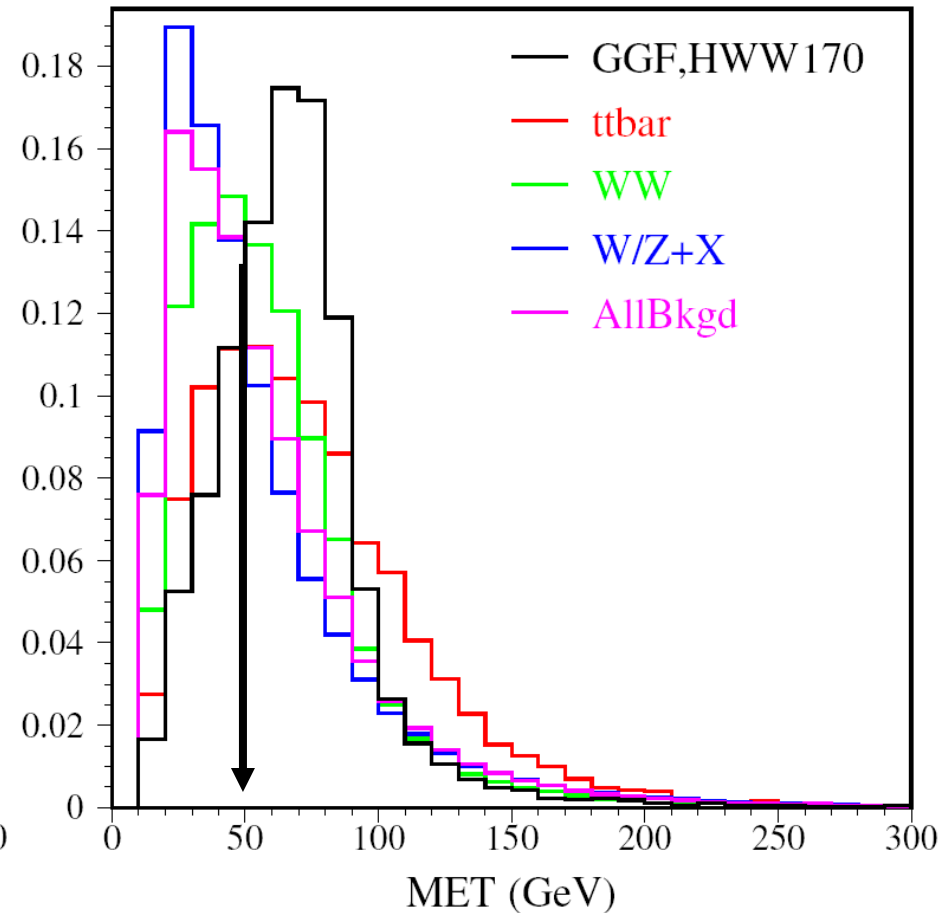
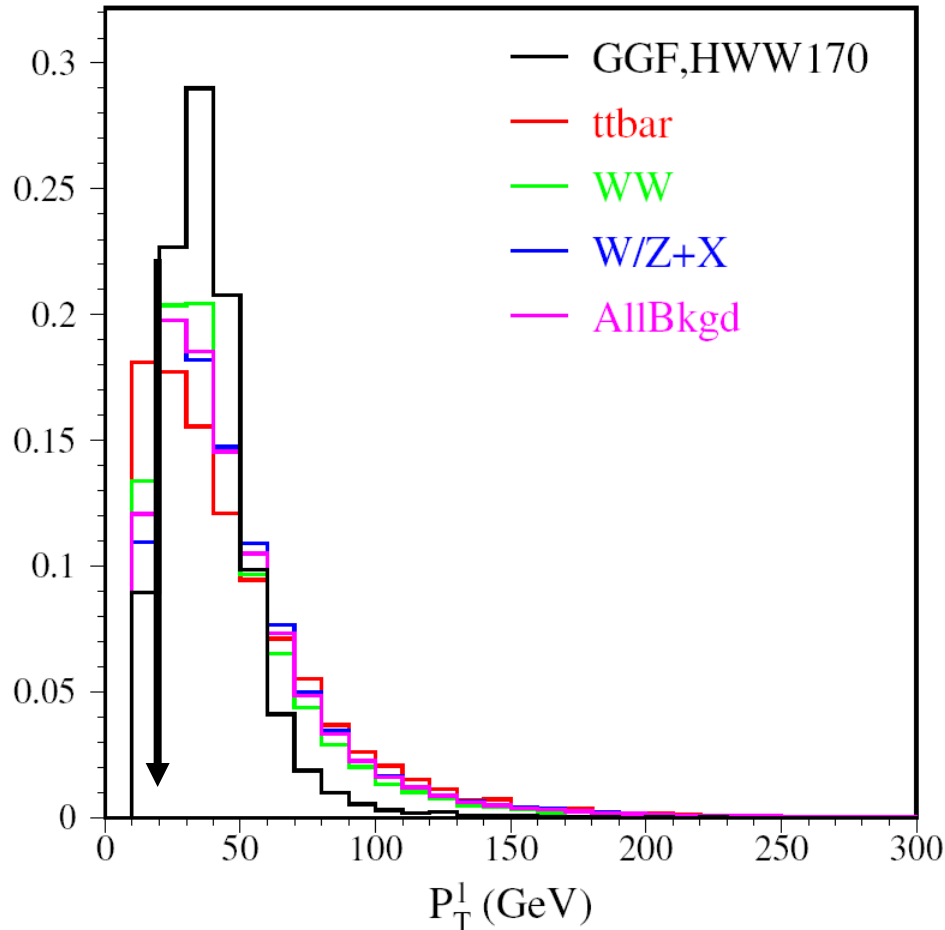
Select $H \rightarrow WW \rightarrow l\nu l\nu$ with Straight Cuts

- $P_t(l) > 20 \text{ GeV}$; $\text{Max}(P_t(l1), P_t(l2)) > 25 \text{ GeV}$
- Lepton Isolation
 - In $R=0.4$ cone, $\Sigma P_t(\mu) < 5 \text{ GeV}$
 - In $R=0.4$ cone, $\Sigma P_t(e) < 8 \text{ GeV}$
- $\text{MET} > 50 \text{ GeV}$
- $N_{\text{jet}}(E_t > 20 \text{ GeV}) = 0 \text{ or } 1$
- $\Delta\phi(l1, l2) < 1.0$
- $12 < M(l1, l2) < 50 \text{ GeV}$

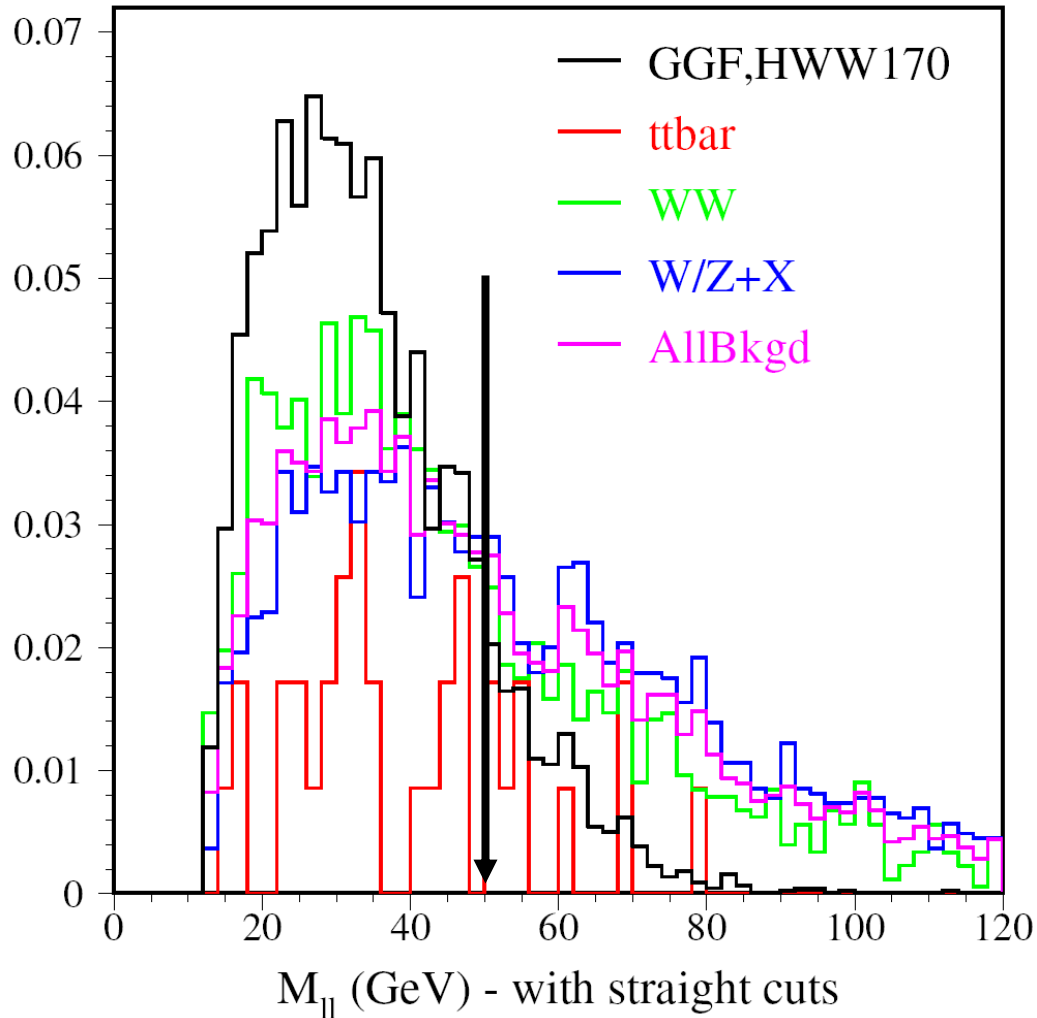
Some Variable Distributions After Pre-selection



Some Variable Distributions After Pre-selection



Invariant Mass of two leptons (applied all cuts except M_{ll} cut)



Results from Cut-based Analysis (1/fb)

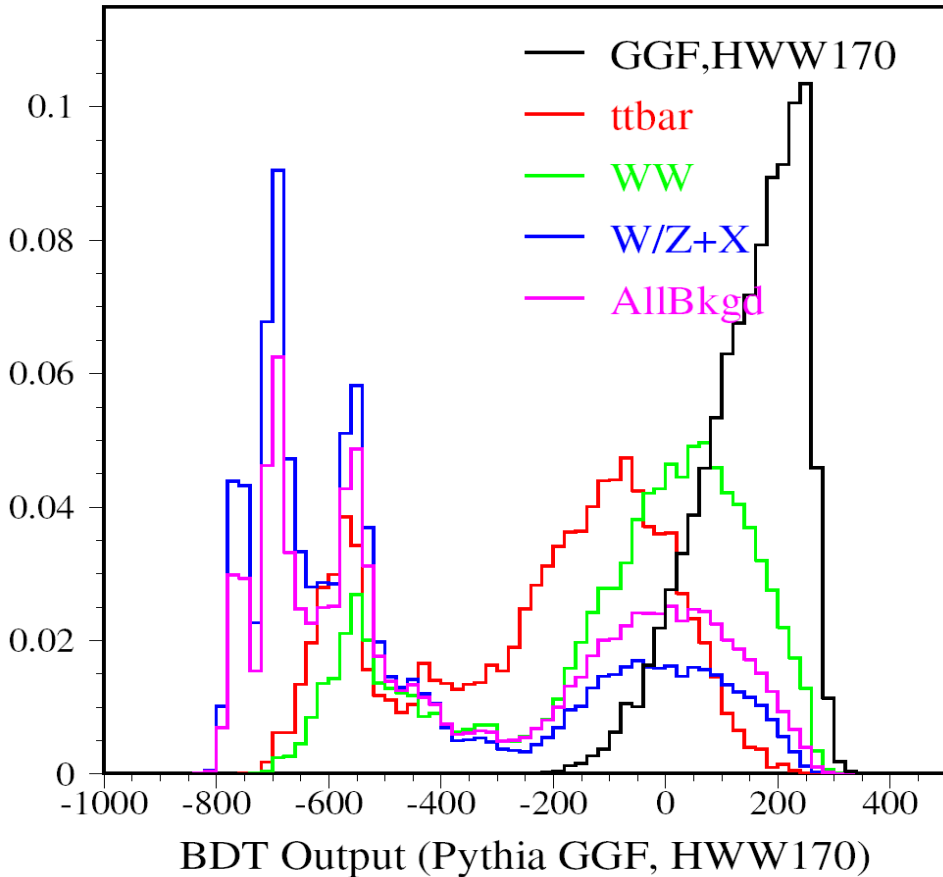
H→WW→lvlv Events / fb	M _H =150 GeV	M _H =165 GeV	M _H =170 GeV	M _H =175 GeV	M _H =180 GeV	Bkgd
Cuts (eμ + 0 jet)	18.8	33.3	28.5	24.9	19.7	64.2
Cuts (eμ + 1 jet)	12.4	25.2	20.3	17.8	14.9	76.8
Cuts (eμ)	31.2	58.5	48.8	42.7	34.6	141.0
Cuts (μμ + 0 jet)	10.1	18.5	15.7	13.3	10.3	33.3
Cuts (μμ + 1 jet)	7.0	13.3	11.2	10.4	8.7	58.4
Cuts (μμ)	17.1	31.8	26.9	23.7	19.0	91.7
Cuts (ee + 0 jet)	6.3	11.3	9.9	8.1	6.8	80.6
Cuts (ee + 1 jet)	4.3	9.0	7.9	6.4	5.3	38.7
Cuts (ee)	10.6	20.3	17.8	14.4	12.1	119.3
Cuts (ee+μμ+eμ)	58.9	110.6	93.5	80.8	65.7	352.0
Efficiency	7.7%	12.8%	11.3%	10.5%	9.2%	

BDT Analysis

(H. Yang et.al., ATL-COM-PHYS-2008-023)

- **Signal for Training:** PYTHIA Gluon-Gluon fusion $H \rightarrow WW$
- **Backgrounds for Training:** WW , $t\bar{t}$, WZ , $W+X$ and $Z+X$
- **Input variables for training:**
 - Energy and Momentum
 - $p_T(\ell)$, $p_T(\ell, \ell)$
 - MET , total recoil E_T
 - scalar $\sum E_T(jet)$, vector $\sum E_T(\ell, MET)$
 - Lepton Isolation
 - Number of tracks in $\Delta R < 0.4$ cone around ℓ
 - Sum of track p_T in $\Delta R < 0.4$ cone around ℓ
 - Sum of jet E_T in $\Delta R < 0.4$ cone around ℓ
 - Event Topology
 - Number of Jets with $E_T > 20$ GeV
 - $E(\ell)/P(\ell)$
 - A_0 (impact parameter) of ℓ , $\Delta A_0(\ell, \ell)$, $\Delta Z(\ell, \ell)$
 - $\Delta R(\ell, \ell)$, $\Delta\phi(\ell, \ell)$, $\Delta\phi(\ell, MET)$
 - $\Delta\Omega(\ell, \ell)$ - opening angle of two leptons
 - Mass Information
 - Invariant mass(ℓ, ℓ)
 - Transverse mass($\ell\ell, MET$)
 - Transverse mass(ℓ, MET)

BDT Discriminator



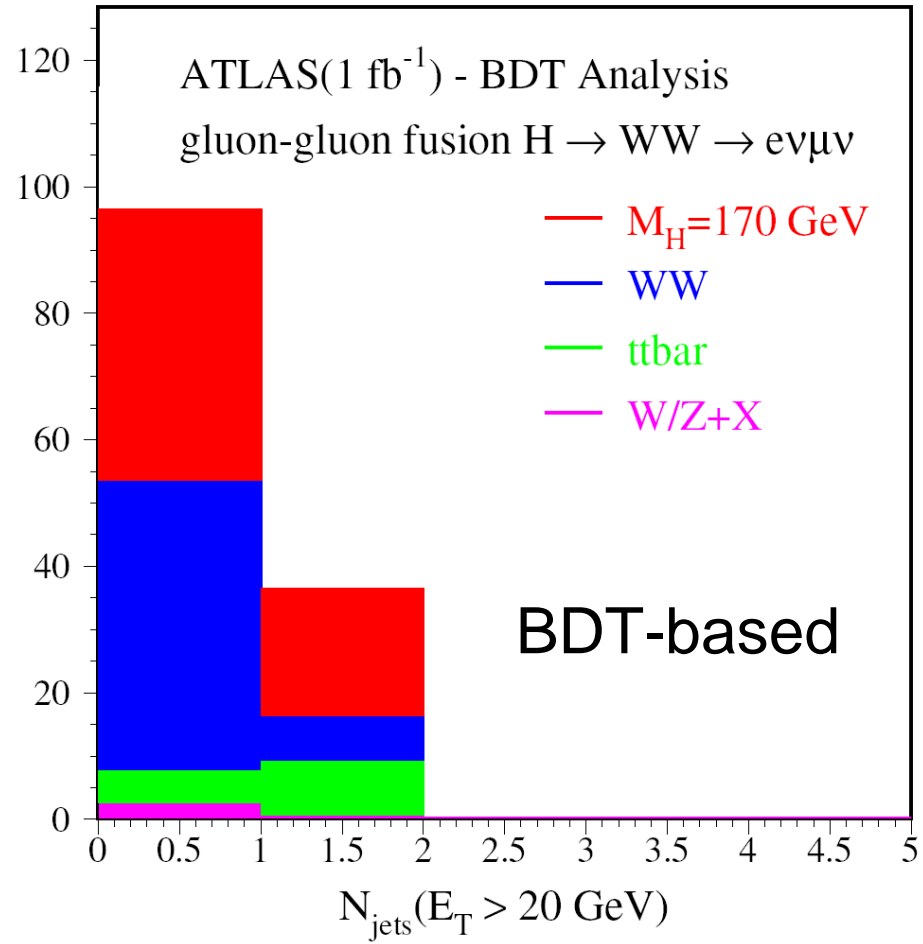
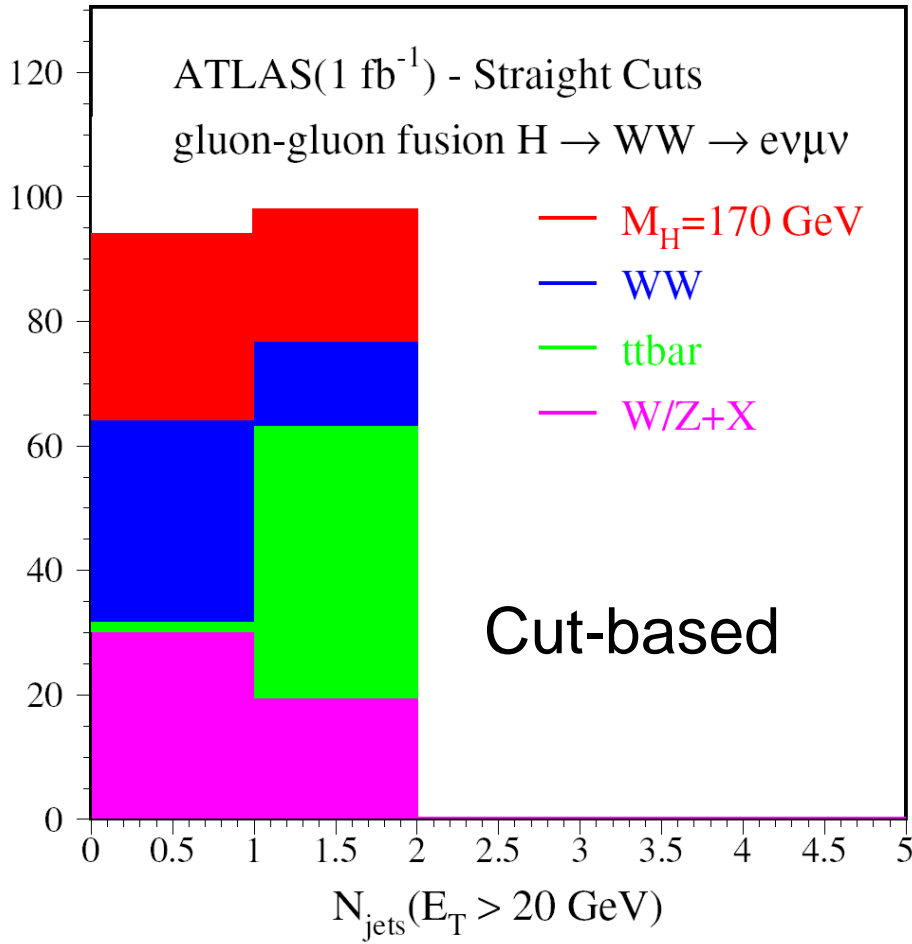
BDT discriminator is the total score of the BDT output as shown in left plot.

Event Selection:

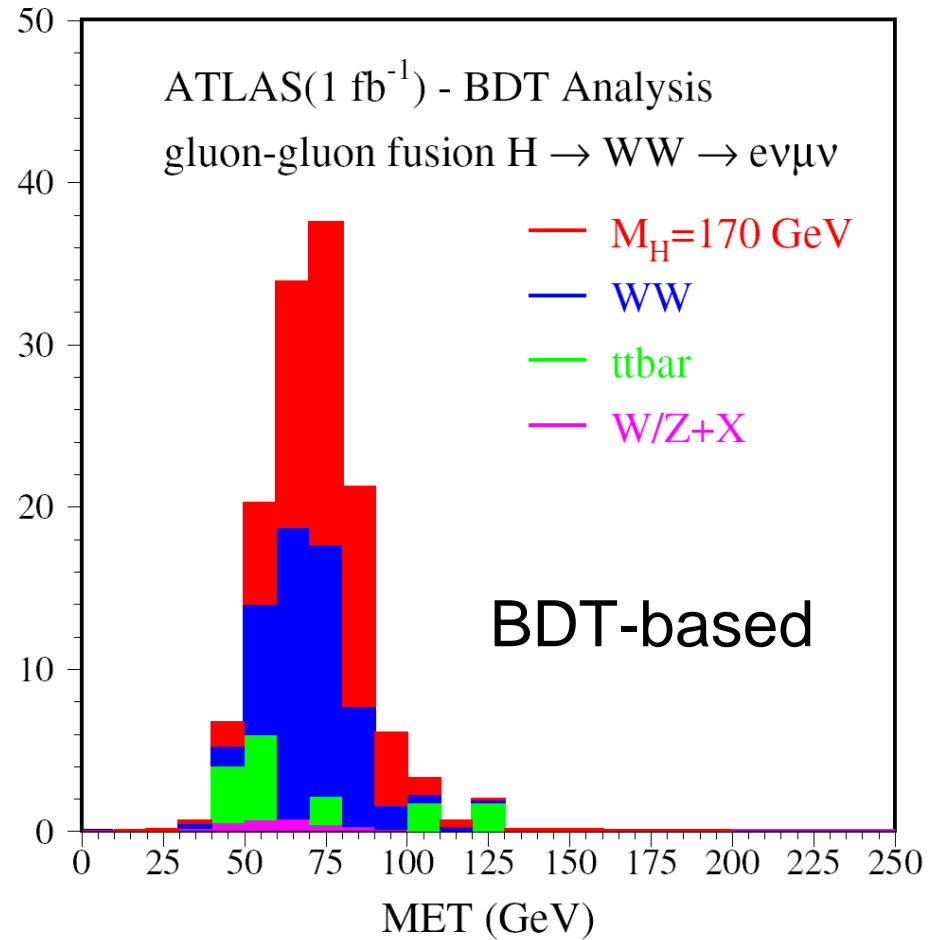
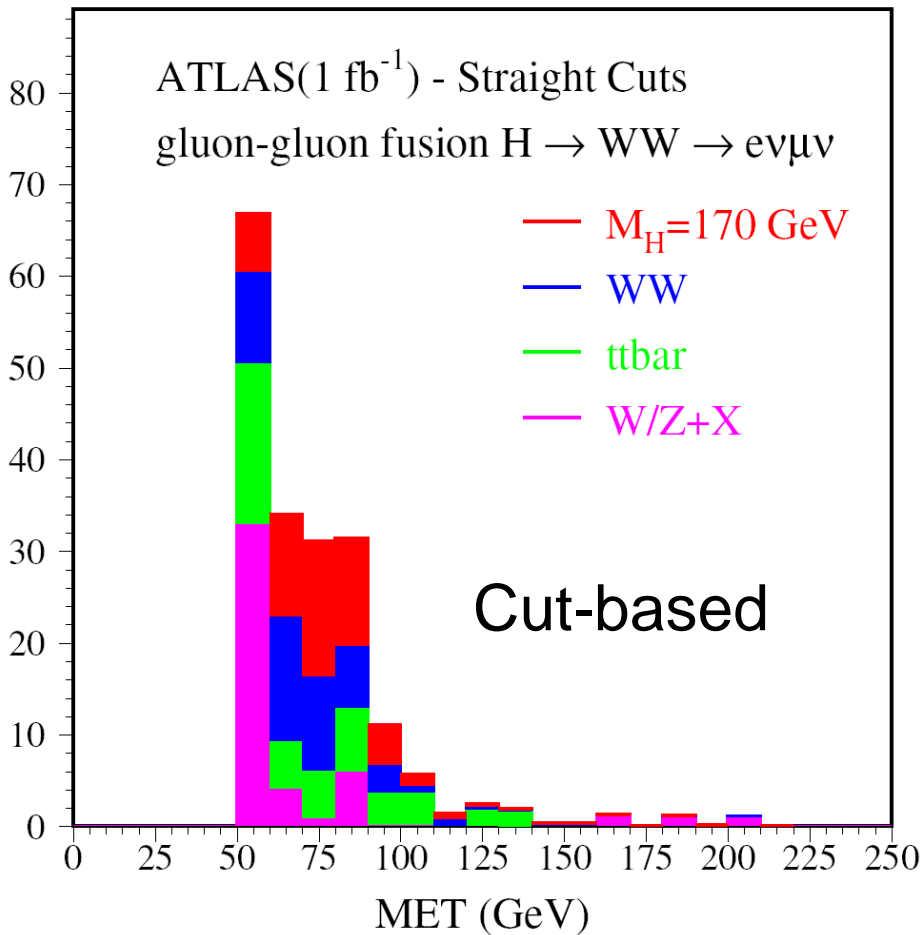
- 1) For 0-jet events: BDT ≥ 200**
- 2) For 1-jet events: BDT ≥ 220**

Detection sensitivity is defined as
Significance = $N_S/\sqrt{N_B}$
(With or without systematic error)

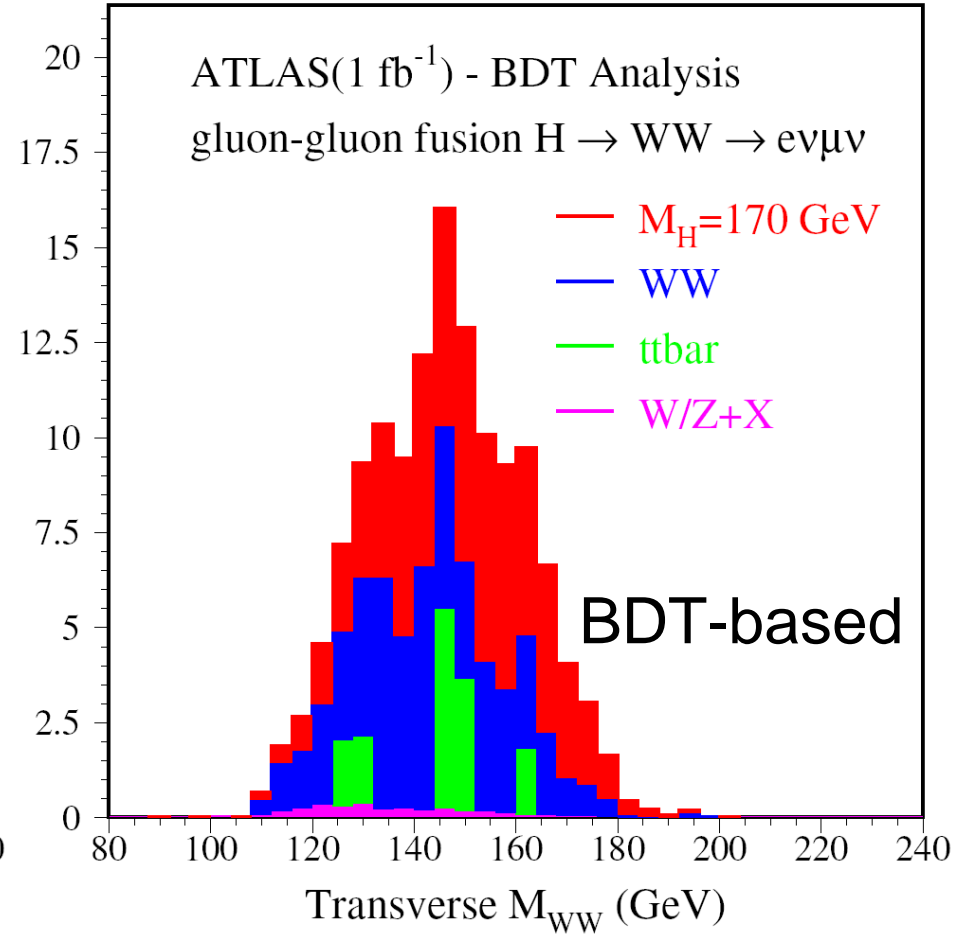
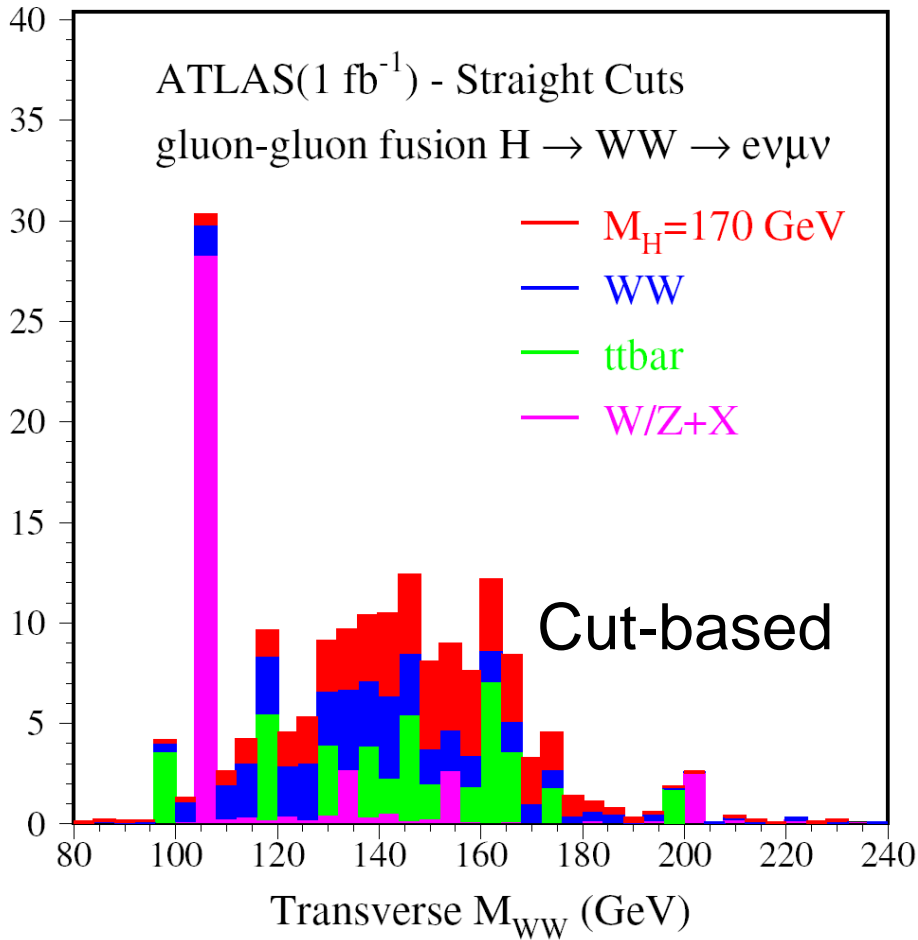
Results (1/fb): Straight Cuts vs BDT



Results (1/fb): Straight Cuts vs BDT



Results (1/fb): Straight Cuts vs BDT



BDT Results: $H \rightarrow WW \rightarrow l\nu l\nu$ (1/fb)

$H \rightarrow WW \rightarrow l\nu l\nu$ Events / fb	$M_H=150$ GeV	$M_H=165$ GeV	$M_H=170$ GeV	$M_H=175$ GeV	$M_H=180$ GeV	Bkgd
BDT ($e\mu$-0 jet)	22.5	45.1	41.0	36.6	29.4	53.6
BDT ($e\mu$-1 jet)	9.3	21.8	19.2	16.4	13.3	16.3
BDT (0 jet+1 jet)	31.8	67.0	60.2	53.0	42.7	69.8
BDT ($\mu\mu$ -0 jet)	13.2	25.3	22.8	20.6	17.1	39.1
BDT ($\mu\mu$ -1 jet)	7.9	16.3	13.1	11.4	8.4	19.3
BDT (0 jet+1 jet)	21.1	41.6	35.9	32.0	25.5	58.4
BDT (ee-0 jet)	11.2	17.8	16.7	15.1	14.2	56.8
BDT (ee-1 jet)	6.3	12.8	11.0	9.2	7.8	33.2
BDT (0 jet+1 jet)	17.5	30.6	27.7	24.3	22.0	90.0
BDT ($ee+\mu\mu+e\mu$)	70.4 9.2%	139.2 16.1%	123.8 15.0%	109.3 14.2%	90.2 12.6%	218.2

H \rightarrow WW \rightarrow $l\nu l\nu$ Selection

statistical sensitivity (1/fb) for each dilepton channel

GGF H\rightarrowWW N_s / $\sqrt{N_b}$ (1/fb)	M_H=150 GeV	M_H=165 GeV	M_H=170 GeV	M_H=175 GeV	M_H=180 GeV
Cuts (eμ)	2.6	4.9	4.1	3.6	2.9
Cuts ($\mu\mu$)	1.8	3.3	2.8	2.5	2.0
Cuts (ee)	1.0	1.9	1.6	1.3	1.1

BDT (eμ)	3.8	8.0	7.2	6.3	5.1
BDT ($\mu\mu$)	2.8	5.4	4.7	4.2	3.3
BDT (ee)	1.8	3.2	2.9	2.6	2.3

H \rightarrow WW \rightarrow $l\nu l\nu$ Selection

Combined Statistical Sensitivity (1/fb)

GGF H\rightarrowWW Events / fb	M_H=150 GeV	M_H=165 GeV	M_H=170 GeV	M_H=175 GeV	M_H=180 GeV	Bkgd
Cuts (ee+$\mu\mu$+eμ) Efficiency	58.9 7.7%	110.6 12.8%	93.5 11.3%	80.8 10.5%	65.7 9.2%	352.0
N_s / $\sqrt{N_b}$ (no syst) Cuts (ee+$\mu\mu$+eμ)	3.1	5.9	5.0	4.3	3.5	N/A

BDT (ee+$\mu\mu$+eμ) Efficiency	70.4 9.2%	139.2 16.1%	123.8 15.0%	109.3 14.2%	90.2 12.6%	218.2
N_s / $\sqrt{N_b}$ (no syst) BDT (ee+$\mu\mu$+eμ)	4.8	9.4	8.4	7.4	6.1	N/A

Systematic Uncertainties

Understand the systematic errors is crucial for $H \rightarrow WW$ detection, which is a 'Counting' experiment, no shape mass peak! Major uncertainties come from

- 1) Signal modeling (cross-sections, spin-spin correlations, ...)
- 2) Detector response modeling (resolutions, energy scale, efficiencies...)
- 3) The background model (cross-sections, distribution shapes,...)

Systematic uncertainties based on theoretic papers, Tevatron experience and our own studies are listed below:

- 6.5% Luminosity uncertainty (ref. Tevatron)
- 5% Parton Density Function uncertainty
- 3% Lepton identification acceptance uncertainty
- 5% Energy scale uncertainty (3% on lepton energy and 10% on hadronic energy)
- 6% BDT training uncertainty due to energy scale uncertainty and MC cross section uncertainties of major backgrounds
- 15% background estimation uncertainty due to limited MC data sample statistics (W/Z+X)

Study the background model uncertainties

- To estimate systematic uncertainty caused by background model uncertainties both in cross-sections and in overall distribution shapes, we vary the major background cross-sections in the BDT training process (reweighting), which effectively changing the overall background distributions.
- WW and ttbar weighting are changed by $\pm 20\%$ for BDT training. The relative change of background acceptance with fixed signal efficiency are listed in the table.

Relative change of background	H \rightarrow WW (e $\nu\mu\nu$)	H \rightarrow WW ($\mu\nu\mu\nu$)	H \rightarrow WW (e $\nu e\nu$)
$\sigma_{WW} +20\%$	4.6%	2.0%	2.3%
$\sigma_{WW} - 20\%$	6.8%	6.8%	8.4%
$\sigma_{ttbar} +20\%$	2.4%	4.0%	3.1%
$\sigma_{ttbar} - 20\%$	5.7%	1.1%	1.2%

Uncertainty from lepton and Jet Energy Scale and Resolution

- To estimate the systematic uncertainties due to detector modeling, all energy-dependent variables in testing samples are modified by adding additional energy uncertainty, 3% for lepton and 10% for jets. The relative changes of signal and background efficiencies are calculated by using same BDT cut.

Relative change	H \rightarrow WW (e $\nu\mu\nu$)	H \rightarrow WW ($\mu\nu\mu\nu$)	H \rightarrow WW (e $\nu e\nu$)
Signal (resolution)	<0.1%	0.1%	<0.1%
Signal (Scale)	1.1%	1.7%	2.6%
Background (resolution)	0.4%	0.9%	0.4%
Background (Scale)	3.1%	2.0%	5.6%

H \rightarrow WW Detection Sensitivity (1/fb, with 20% systematic error)

GGF H\rightarrowWW N_s / $\sqrt{N_b}$ (1/fb)	M_H=150 GeV	M_H=165 GeV	M_H=170 GeV	M_H=175 GeV	M_H=180 GeV
Cuts (eμ)	1.0	1.9	1.6	1.4	1.1
Cuts ($\mu\mu$)	0.8	1.5	1.3	1.1	0.9
Cuts (ee)	0.4	0.8	0.7	0.5	0.5
BDT (eμ)	2.0	4.1	3.7	3.3	2.6
BDT ($\mu\mu$)	1.5	3.0	2.6	2.3	1.8
BDT (ee)	0.9	1.5	1.4	1.2	1.1

Further Improvement is Achievable

→ Electron-ID efficiency

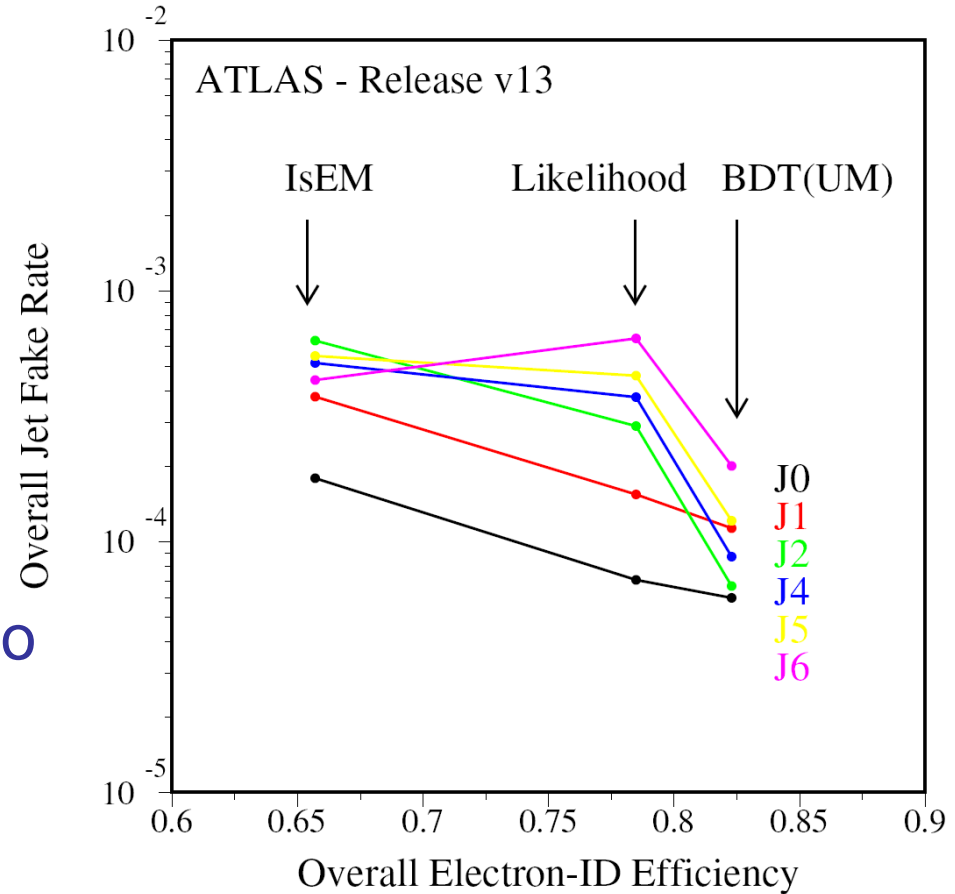
IsEM: 65.7% (V13)

Likelihood: 78.5% (V13)

BDT(UM): 82.3% (V13)

BDT has high e-ID efficiency and low jet fake rate

→ Using B-tagging variables to suppress ttbar background



→ Ref: H. Yang's talk on 'Electron Identification Based on Boosted Decision Trees' at ATLAS Performance and Physics Workshop on October 2, 08

<http://indico.cern.ch/conferenceDisplay.py?confId=39296>

2) Search for $Z' \rightarrow t\bar{t}$

- Physics motivation
- W / Top reconstruction from jets
- Event selections
- $Z' \rightarrow t\bar{t}$ search strategies
- Expected detection sensitivities

Physics Motivation

- There are many models predict the signatures with top-rich events. $Z' \rightarrow t\bar{t}$ has been used as the *benchmark* for such studies.
- Additional $U(1)'$ gauge symmetries and associated Z' gauge boson are one of many motivated extensions of the SM (Ref: Paul Langacker, [arXiv:0801.1345v2](https://arxiv.org/abs/0801.1345v2)). Searches for Z' via leptonic decay productions ($e\bar{e}$, $\mu\bar{\mu}$) have been conducted at LEP and Tevatron (current limit: $M_{Z'} > 850$ GeV from CDF, Ref: Phys. Rev. D70:093009, 2004).
- But, the searches through leptonic channels do not rule out the existence of a Z' resonance with suppressed decays to leptons, so called “leptophobic” Z' . Several models (RS Kaluza-Klein states of gluons, weak bosons and gravitons; Topcolor leptophobic Z' ; Sequential Z' etc.) suggest that Z' -like state would decay predominantly to heavy quark-antiquark pairs, e.g. $t\bar{t}$ if the Z' mass is larger than $2 M_{\text{top}}$.

MC Samples Used in Our Study

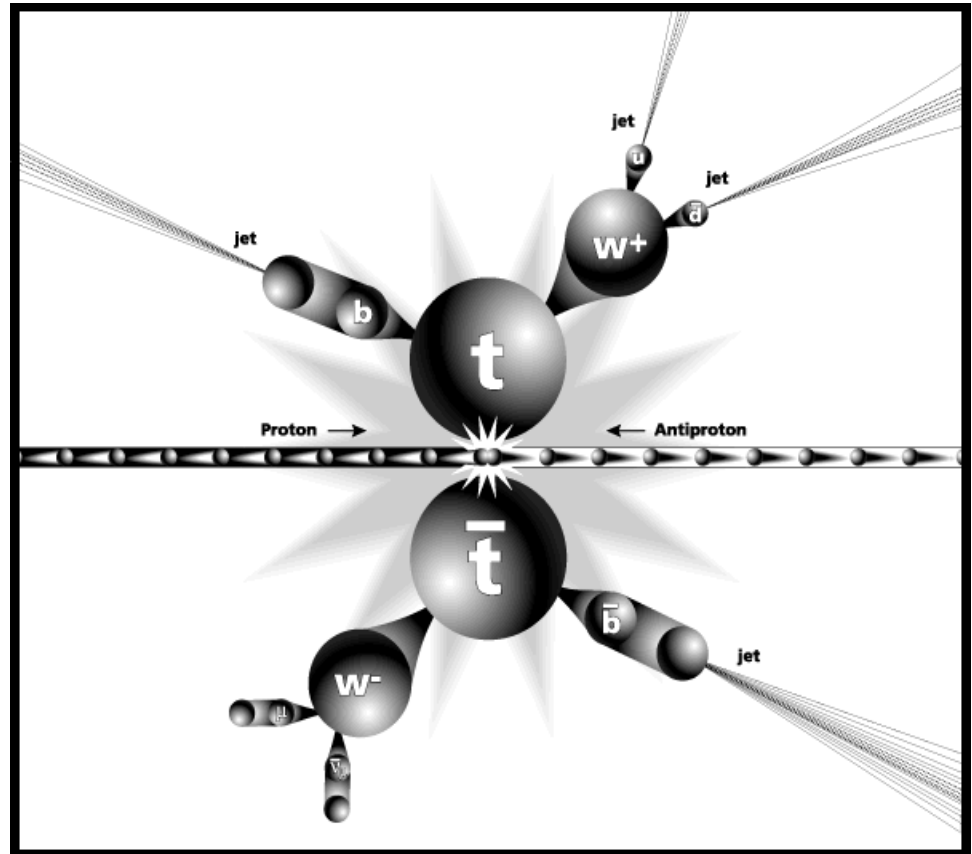
- Signal: $Z' \rightarrow t\bar{t} \rightarrow b\bar{b}w\bar{w} \rightarrow b\bar{b}j\bar{j}l\nu$
 - Dataset: 6231, 20000 Events, $M_{Z'} = 1.0$ TeV
 - Dataset: 6232, 19500 Events, $M_{Z'} = 1.5$ TeV
 - Dataset: 6233, 20000 Events, $M_{Z'} = 2.0$ TeV
 - Dataset: 6234, 19500 Events, $M_{Z'} = 3.0$ TeV
- Major Backgrounds:
 - Ttbar: 5200(≥ 1 lep), 450100 Events
 - Ttbar: 5204(W hadronic decay), 97750 Events
 - Single Top: 5500(Wt, 14950 Events), 5501(s-channel, 9750 Events), 5502(t-channel, 18750 Events)
 - W/Z+Jets (1.1 Million Alpgen Events)
 - Dijets: 5014(14500 Events), 5015 (381550 Events)

W and Top Reconstruction with jets final states

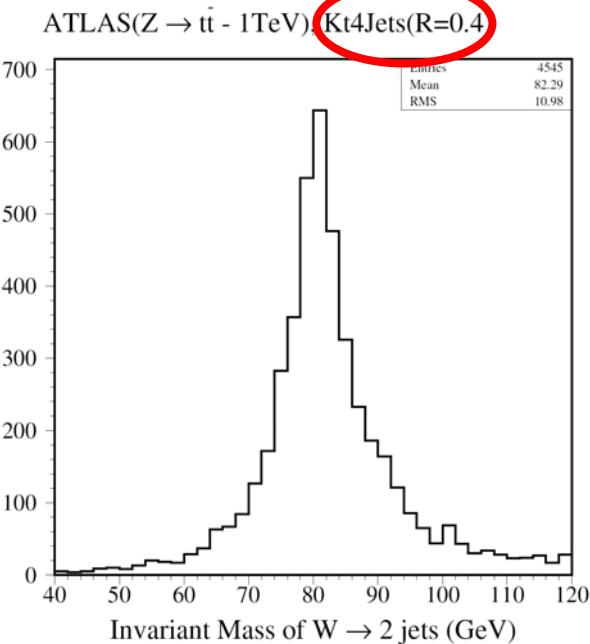
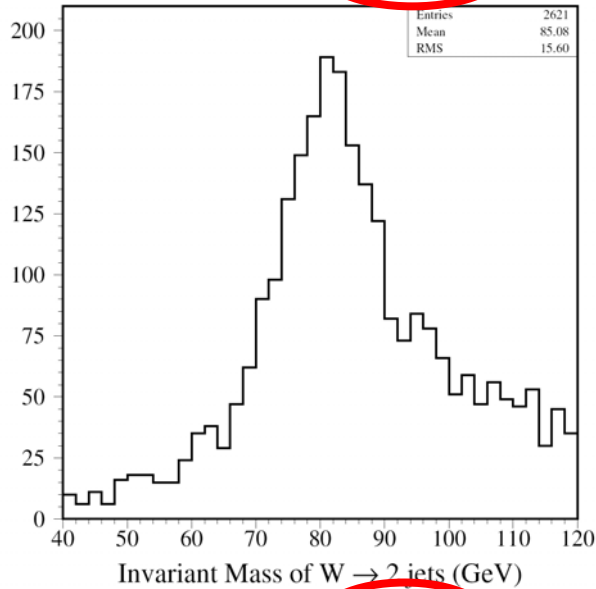
→ With the increase of Z' mass, the energy of Top/W from Z' decay increase and the decay jets are boosted and located in a relative small region. In order to reconstruct Top/W efficiently, it's critical to use a suitable jet finding algorithm.

→ ATLAS employs two jet finding algorithms (Cone, Kt),

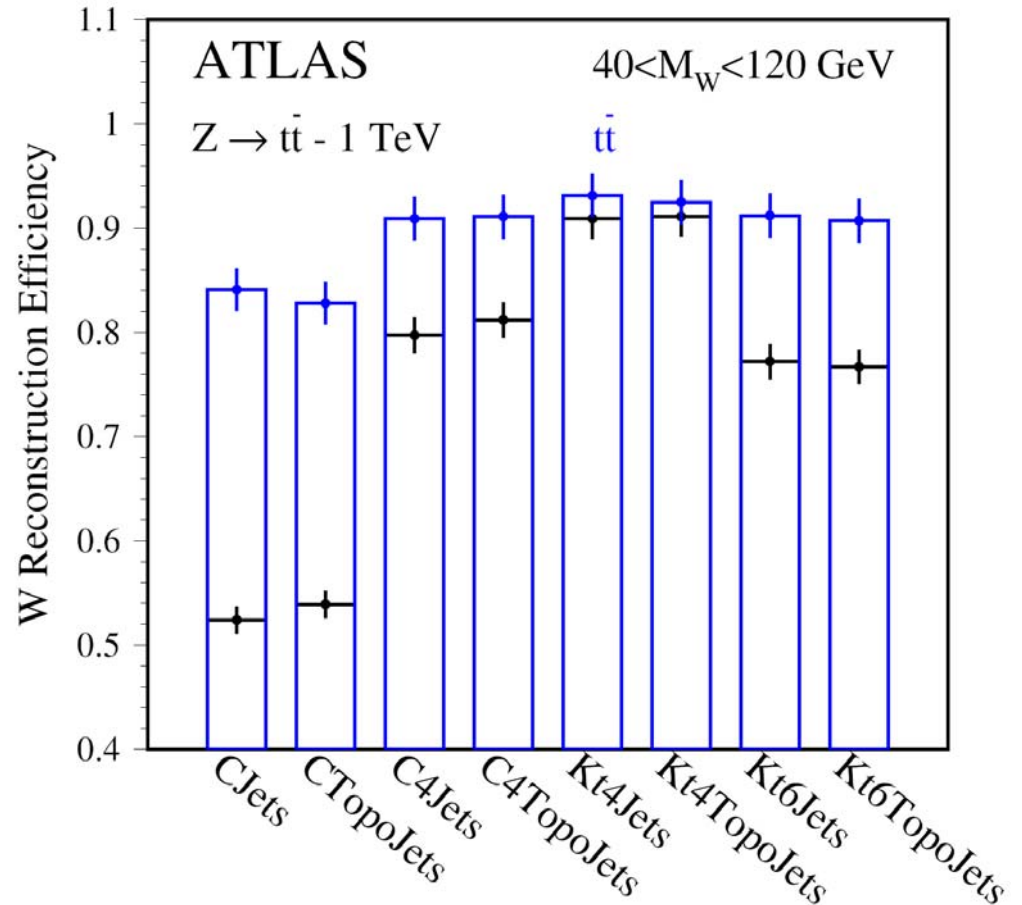
- CJets ($R=0.7$)
- CTopoJets ($R=0.7$)
- C4Jets ($R=0.4$)
- C4TopoJets ($R=0.4$)
- Kt4Jets ($R=0.4$)
- Kt4TopoJets ($R=0.4$)
- Kt6Jets ($R=0.6$)
- Kt6TopoJets ($R=0.6$)



ATLAS($Z \rightarrow t\bar{t}$ - 1TeV, CJets(R=0.7)) $W \rightarrow$ jet-jet Reconstruction

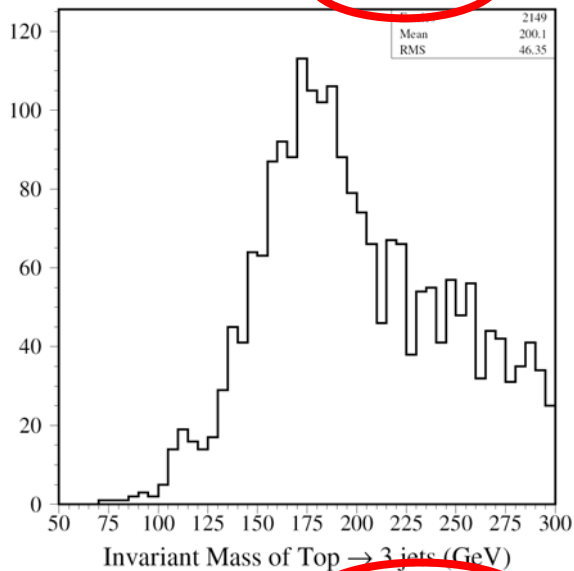


Efficiency of $W \rightarrow jj$ Reconstruction

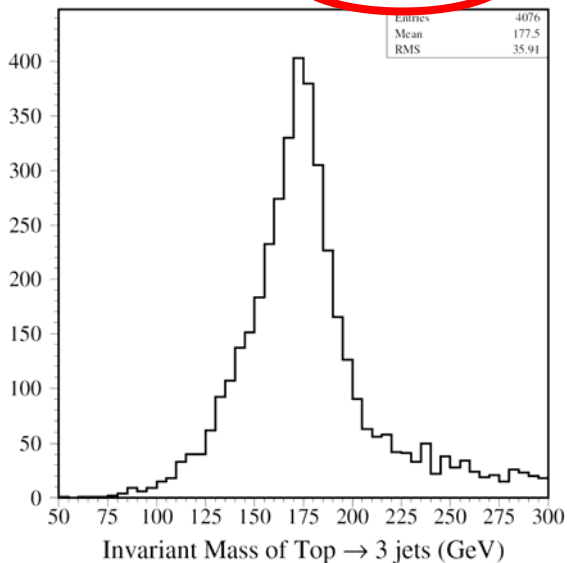


Top \rightarrow bW(\rightarrow jj) Reconstruction

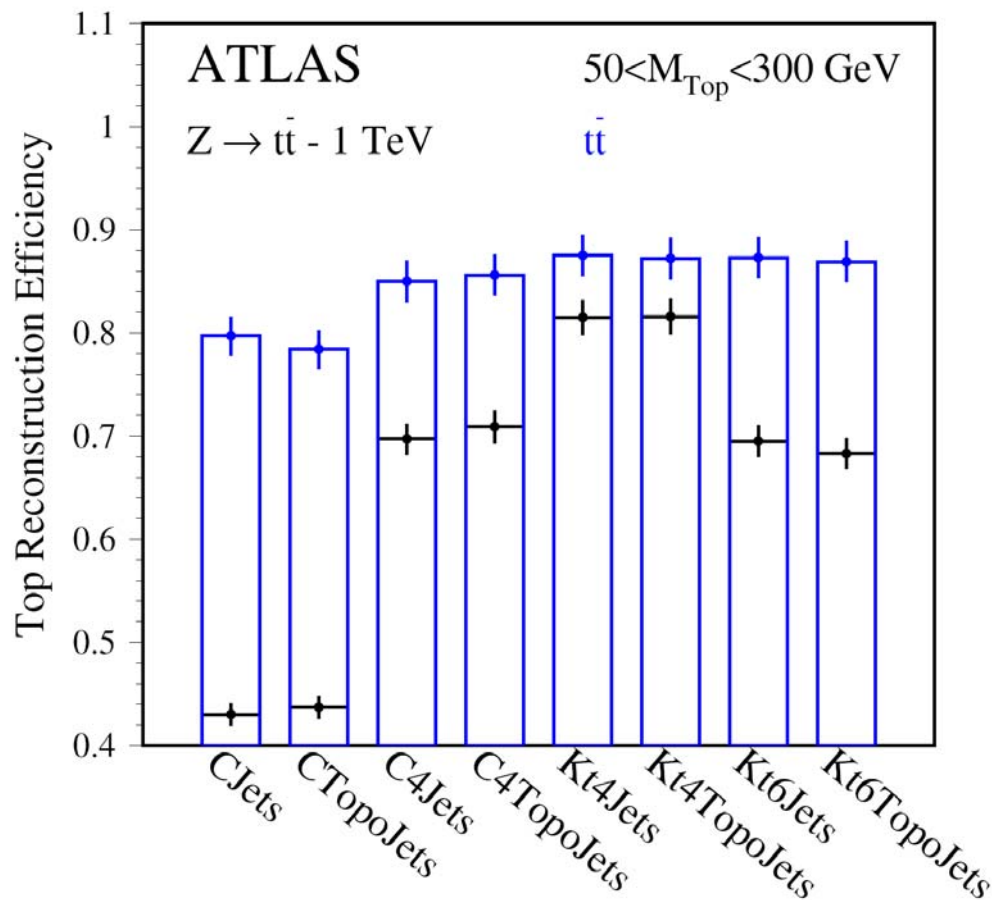
ATLAS($Z \rightarrow t\bar{t}$ - 1TeV, CJets(R=0.7))



ATLAS($Z \rightarrow t\bar{t}$ - 1TeV, Kt4Jets(R=0.4))



Efficiency of Top \rightarrow bjj Reconstruction



Analysis Strategy

- Event selection (to suppress most of background events):
 - Pre-selection cuts
 - Cut-based analysis for further event selection
 - BDT multivariate technique for event selection, training the initial decision trees using Z' with the **combination** of various mass (1, 1.5, 2, 3 TeV)
- Scan the “mass window” to find the most interest region (IR) in Mass($lep,jets$) spectrum after selection, then enlarge or shrink mass window to optimize the “signal” sensitivity.
- To extract possible “signal” by fitting the background distributions.
- If an interesting “signal” is found (e.g. $>3\sigma$), we will use Z' with estimated mass as signal to re-train the BDT to confirm if the ‘signal’ being ‘real’.

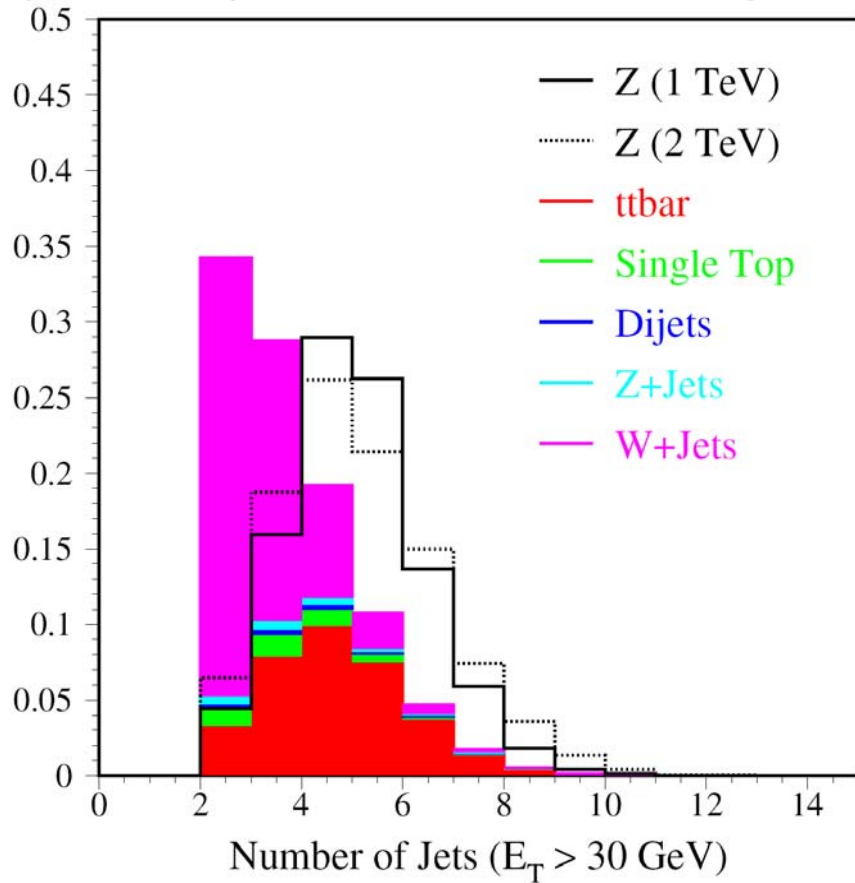
Event Pre-selection

- At least 2 jets with $E_t > 30$ GeV
- At least 1 jet with $E_t > 120$ GeV
- Missing transverse momentum > 25 GeV
- Only one lepton (e or μ) with $P_t > 20$ GeV

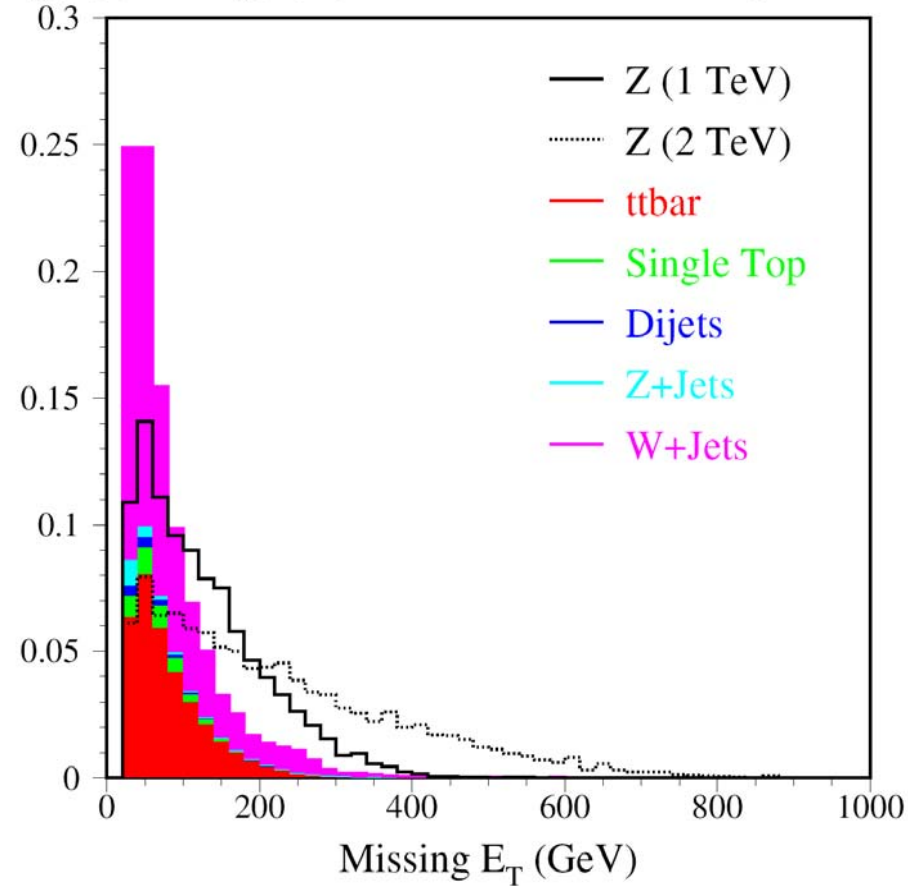
Variable Distributions After Pre-selection

Number of Jets and MET

$N_{\text{jet-Et30}} \geq 2, N_{\text{jet-Et120}} \geq 1, \text{MET} > 25 \text{ GeV}, N_{\text{lep}} = 1$

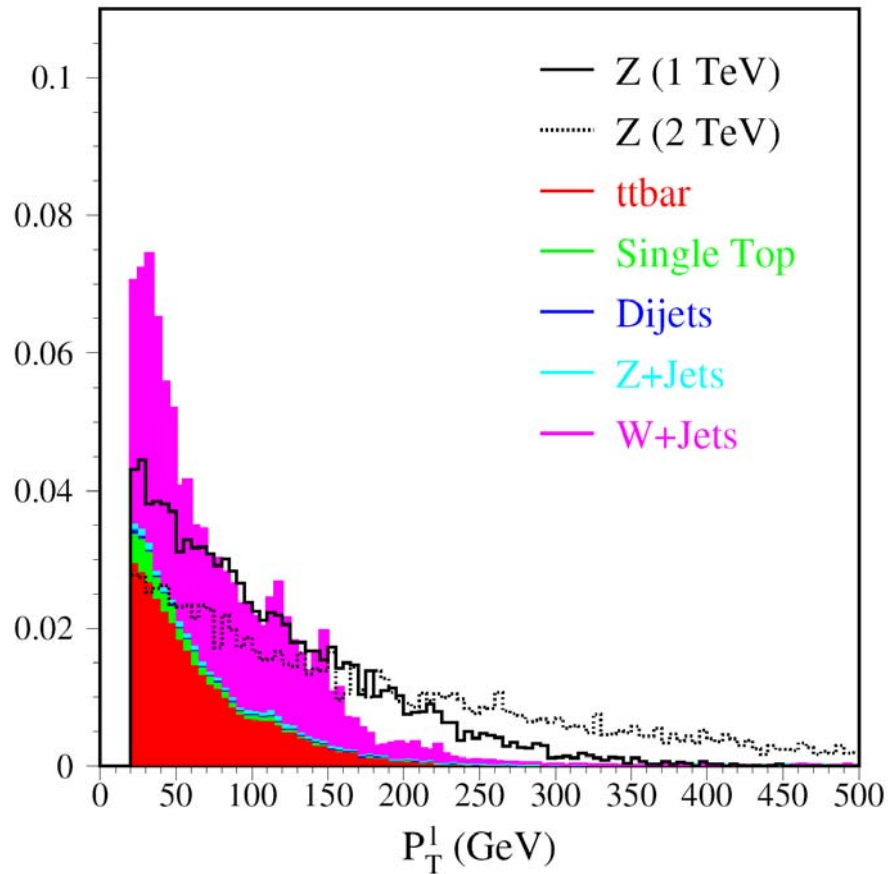


$N_{\text{jet-Et30}} \geq 2, N_{\text{jet-Et120}} \geq 1, \text{MET} > 25 \text{ GeV}, N_{\text{lep}} = 1$

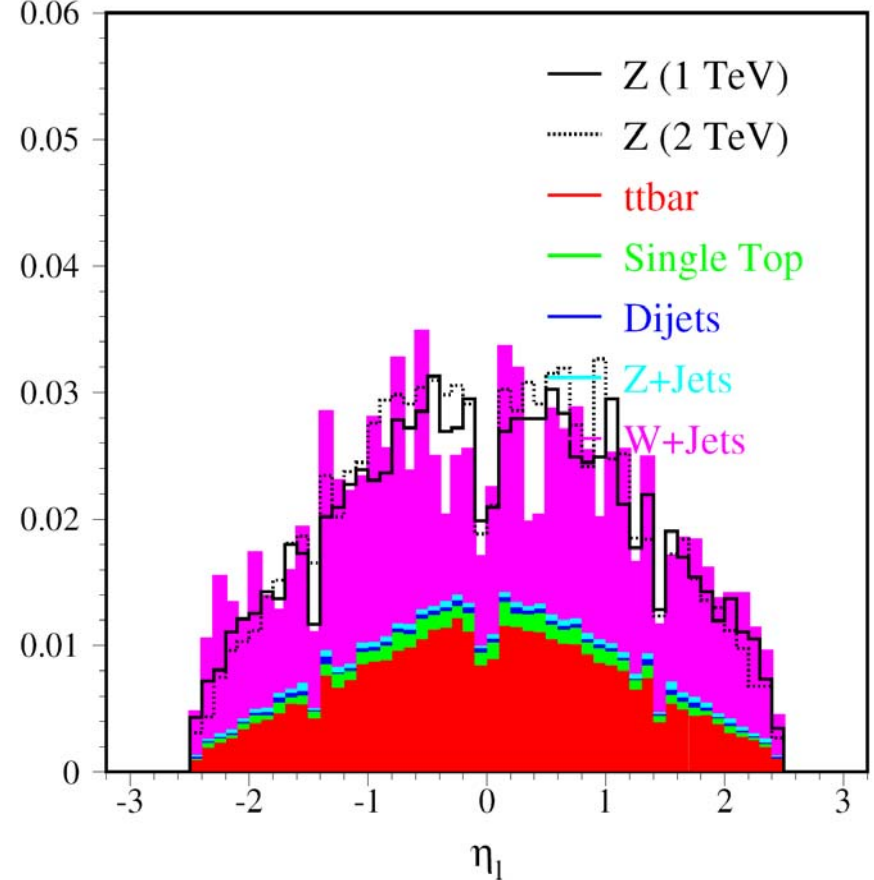


Lepton Pt and Eta

$N_{\text{jet-Et30}} \geq 2, N_{\text{jet-Et120}} \geq 1, \text{MET} > 25 \text{ GeV}, N_{\text{lep}} = 1$

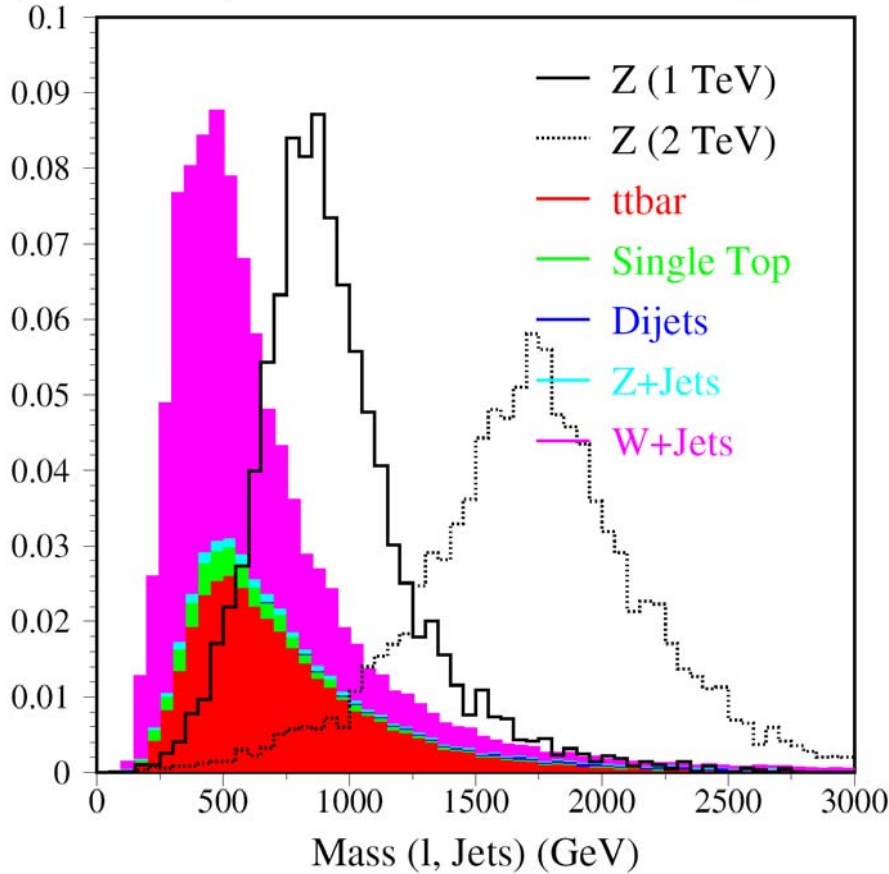


$N_{\text{jet-Et30}} \geq 2, N_{\text{jet-Et120}} \geq 1, \text{MET} > 25 \text{ GeV}, N_{\text{lep}} = 1$

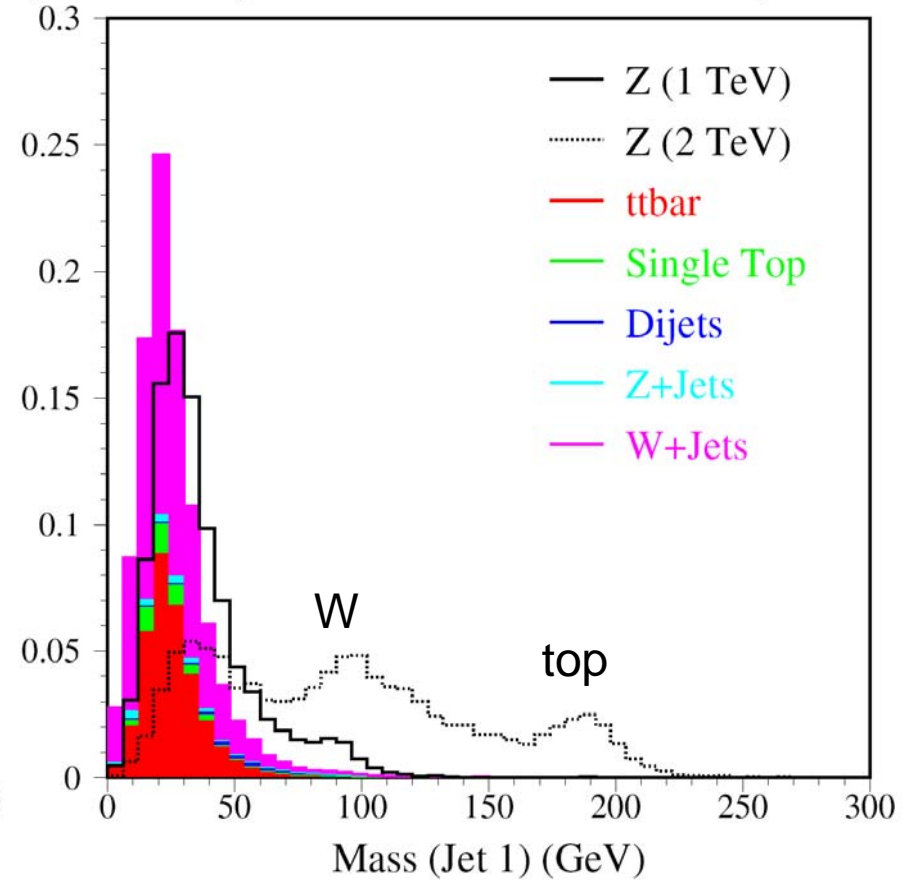


Mass of the 1st Energetic Jet

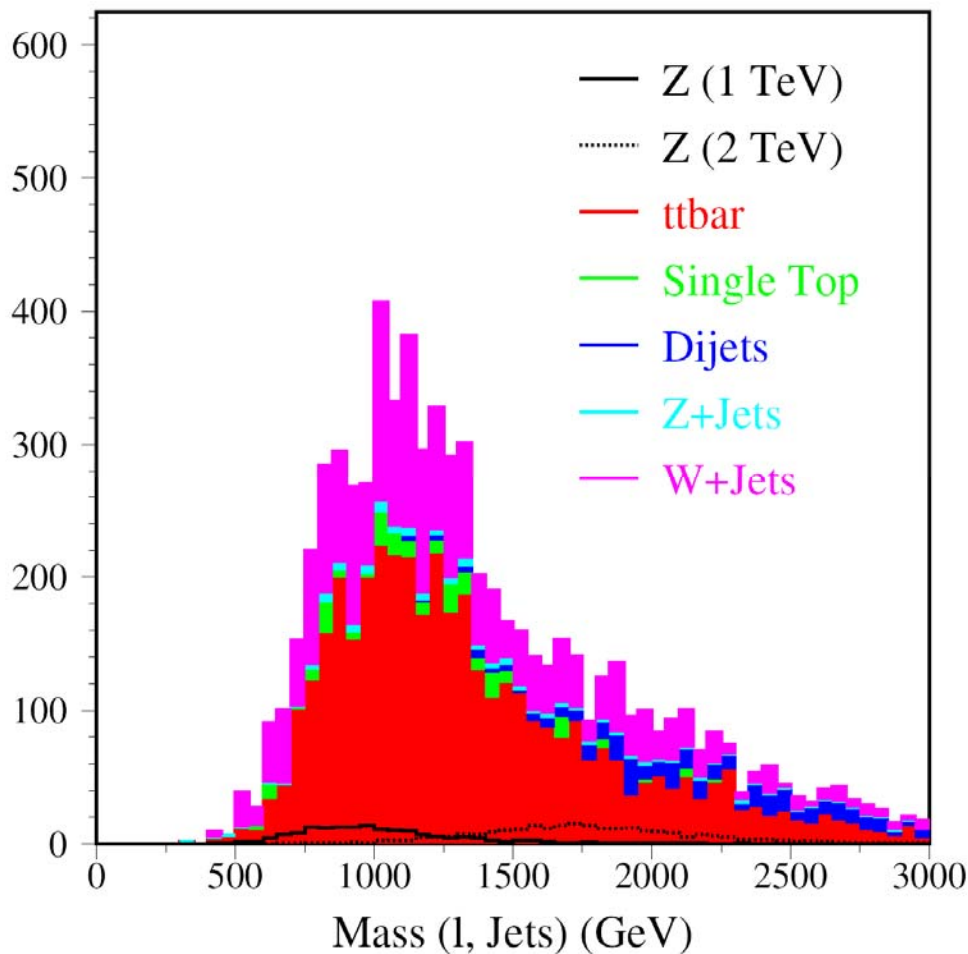
$N_{\text{jet-Et30}} \geq 2, N_{\text{jet-Et120}} \geq 1, \text{MET} > 25 \text{ GeV}, N_{\text{lep}} = 1$



$N_{\text{jet-Et30}} \geq 2, N_{\text{jet-Et120}} \geq 1, \text{MET} > 25 \text{ GeV}, N_{\text{lep}} = 1$



Z' Selection with Straight Cuts (normalization to 1/fb)



- $40 \leq M_W \leq 120$ GeV
- $50 \leq M_{\text{Top}} \leq 300$ GeV
- $E_t(\text{J1}) > 200$ GeV
- $H_t(\text{L}, \text{Jets}, \text{MET}) > 800$ GeV
- $V_t(\text{L}, \text{MET}) > 150$ GeV

→ Z' Signal (assuming $\sigma=1\text{pb}$)

- 170 from $M_{z'} = 1.0$ TeV
- 269 from $M_{z'} = 1.5$ TeV
- 261 from $M_{z'} = 2.0$ TeV
- 215 from $M_{z'} = 3.0$ TeV

→ Backgrounds (7258)

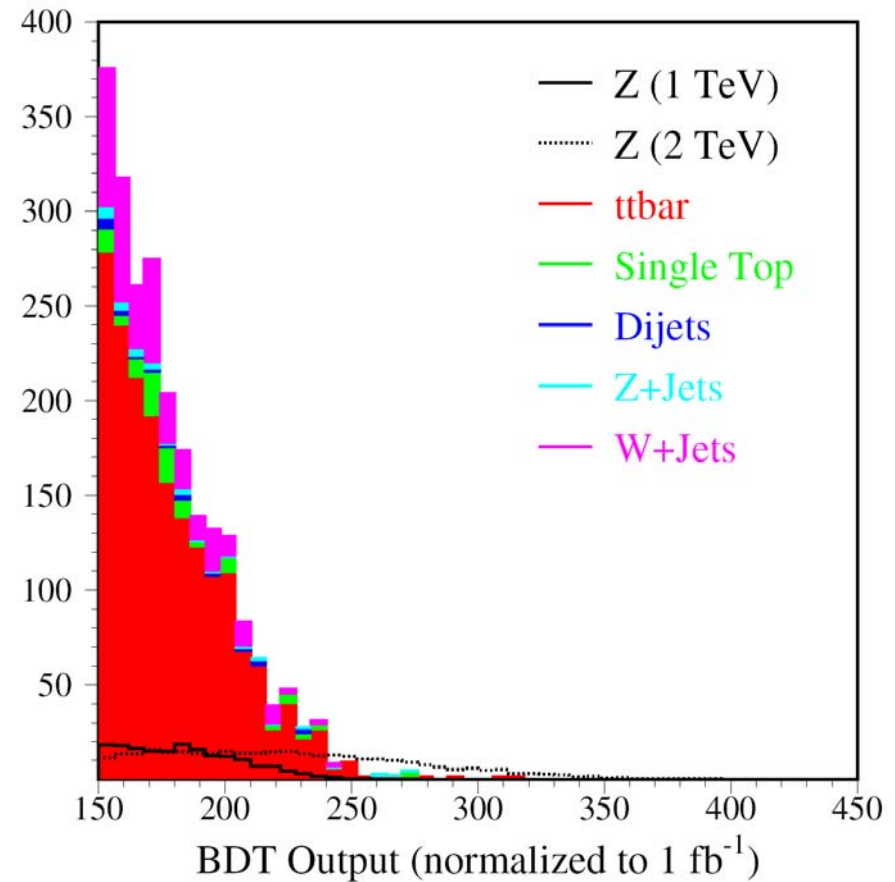
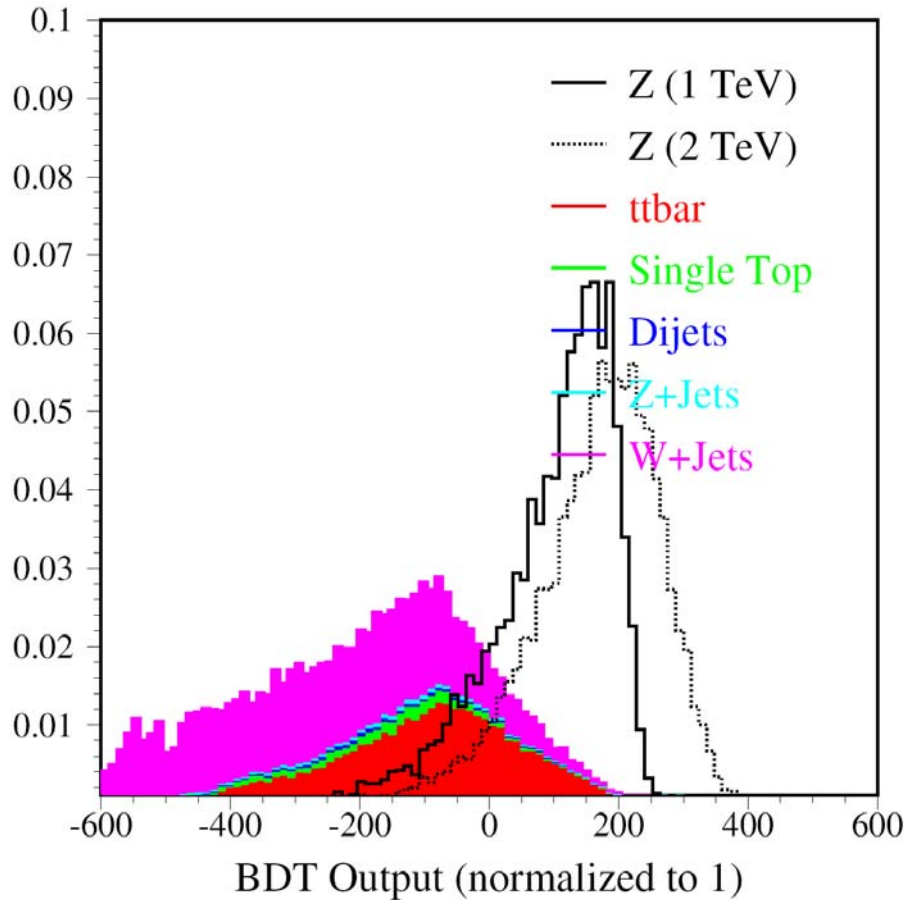
- 4188 from $t\bar{t}$
- 247 from single top
- 500 from dijet
- 2189 from W+Jets
- 134 from Z + Jets

Z' Selection with BDT Analysis (A)

with 24 input variables for training

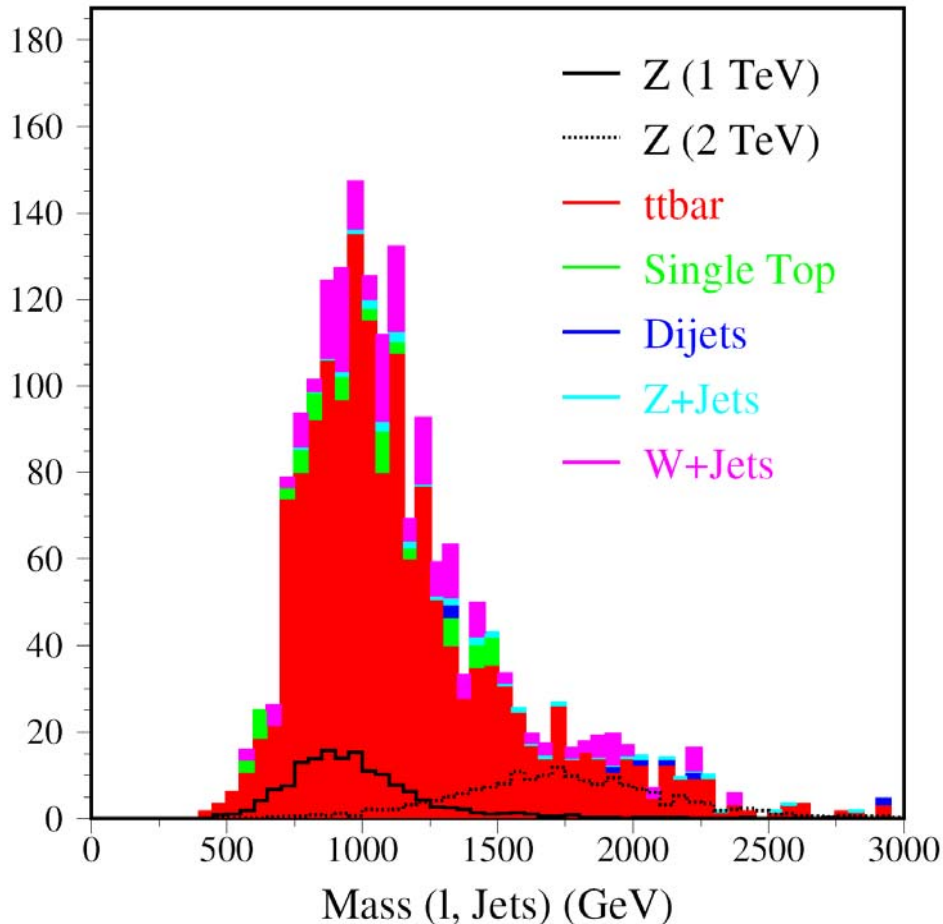
- P_t^L , $N_{\text{track}}(R=0.2)$, $\sum P_t(\text{track}) / E_t^L (R=0.2)$
- $N_{\text{jet}}(E_t > 30 \text{ GeV})$, $\text{Size}(J1)$, $E_{\text{em}}(J1)$
- $E_t(J1)$, $E_t(J2)$, $E_t(L, \text{MET})$, MET
- $M(J1)$, $M(\text{Jets})$, $M(\text{Jets}, L)$, $M_t(L, \text{MET})$
- $H_t(L, \text{Jets})$, $H_t(L, \text{Jets}, \text{MET})$, $V_t(L, \text{MET})$
- $\Delta\phi(J1, J2)$, $\Delta R(J1, J2)$, $\Delta R(J1, J3)$
- $\Delta\phi(J1, L)$, $\Delta\phi(J2, L)$, $\Delta R(J1, L)$, $\Delta R(J2, L)$

BDT Analysis *Discriminator (A)*



Selected Events (1 fb^{-1})

$\text{BDT} \geq 150, 40 \leq M_W \leq 120, 50 \leq M_{\text{Top}} \leq 300 \text{ GeV}$



Signal (assuming $\sigma=1 \text{ pb}$):

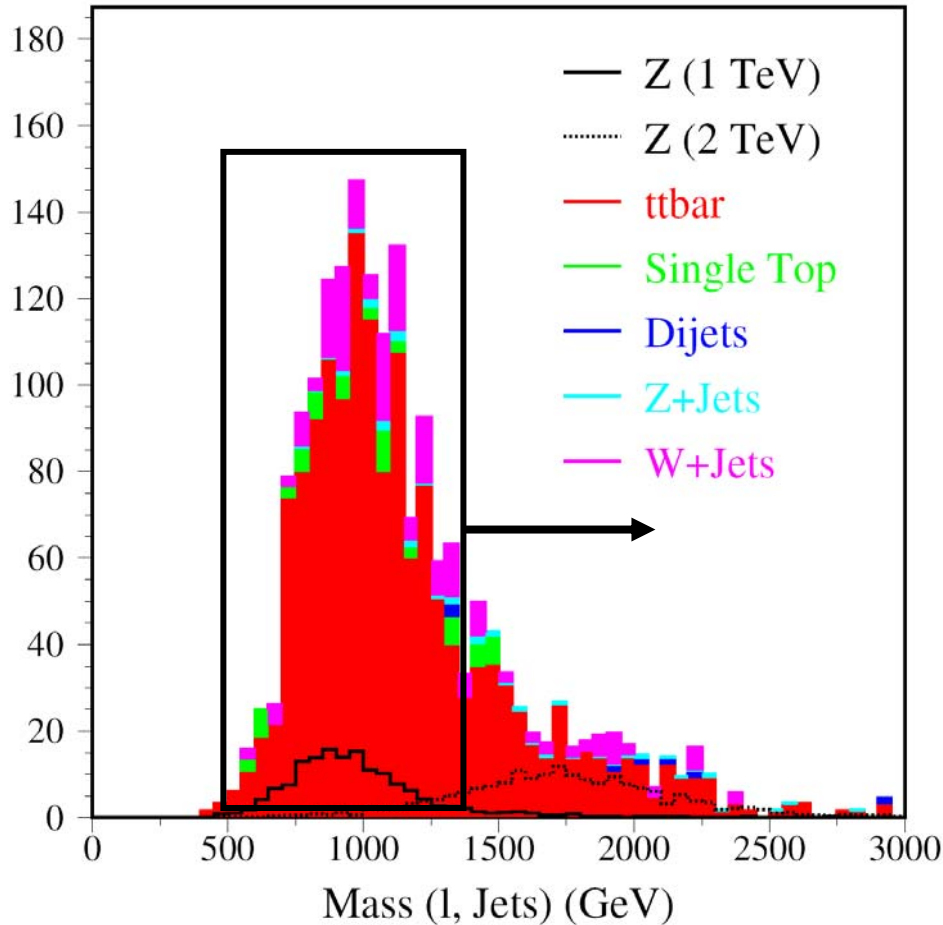
- Z' (1.0 TeV) – 150.5 Events
- Z' (1.5 TeV) – 215.2 Events
- Z' (2.0 TeV) – 186.2 Events
- Z' (3.0 TeV) – 124.9 Events

Backgrounds (1844):

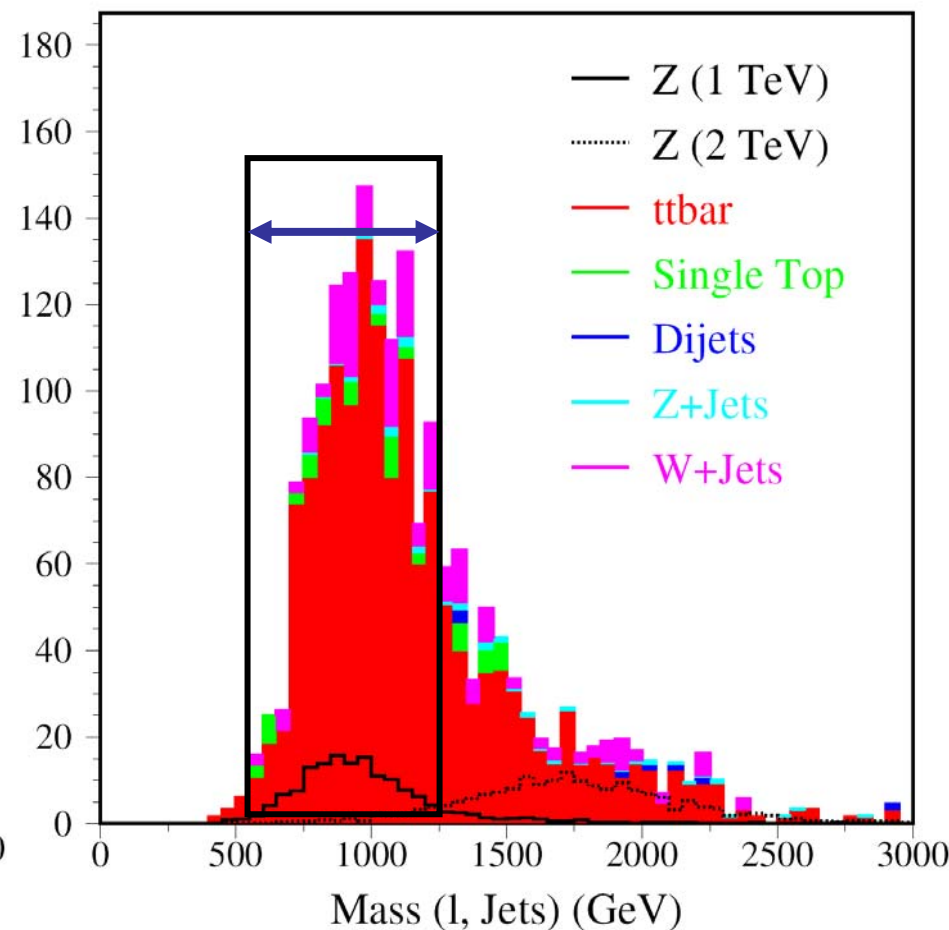
- Ttbar – 1536 Events (83.3%)
- Single top – 65 Events (3.5%)
- W+ Jets – 209 Events (11.3%)
- Z + Jets – 24 Events (1.3%)
- Dijets – 10 Events (0.54%)

Scan the Mass Window

Sliding mass window to find the IR

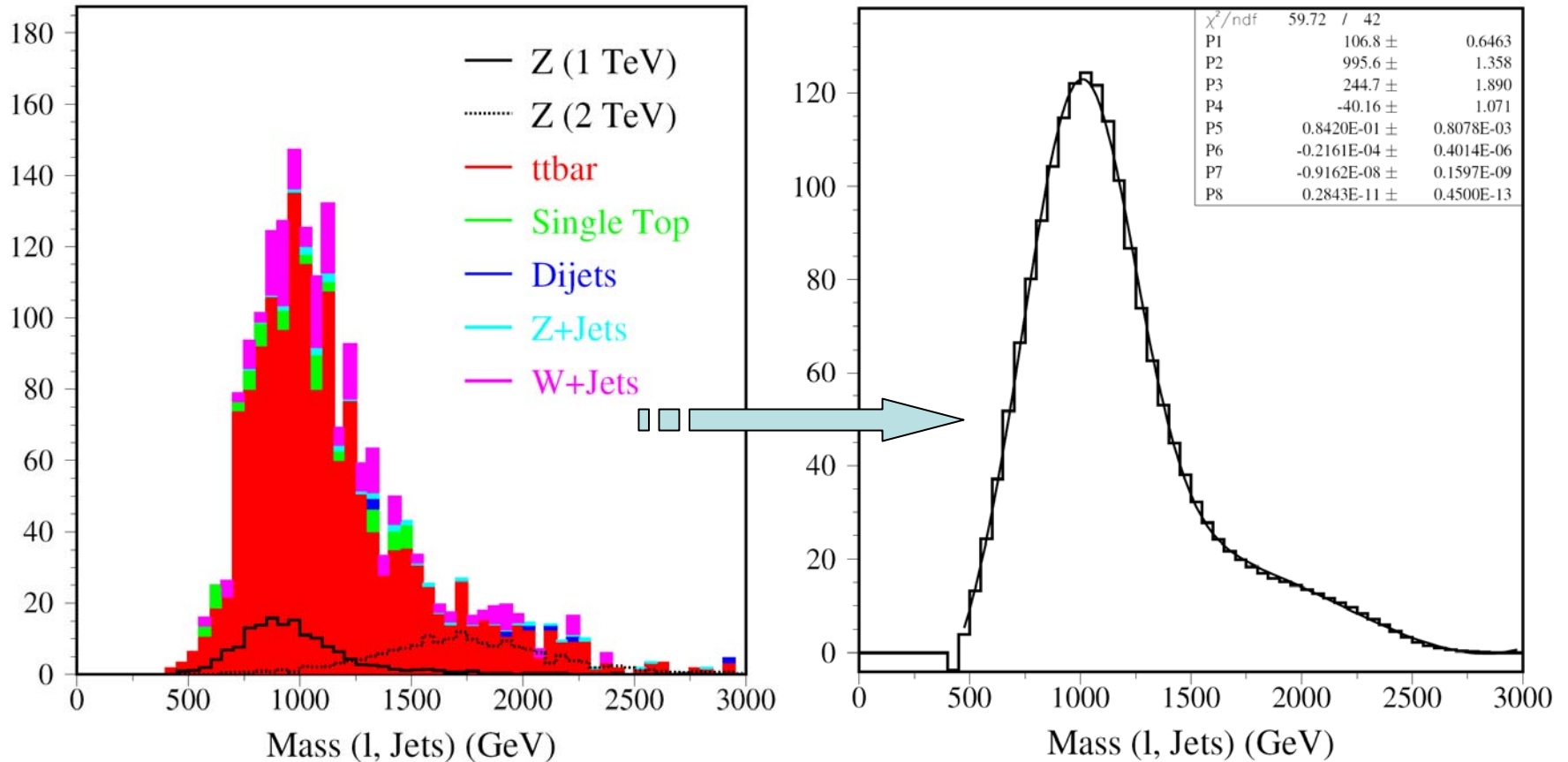


Opt. sensitivity by varying mass window

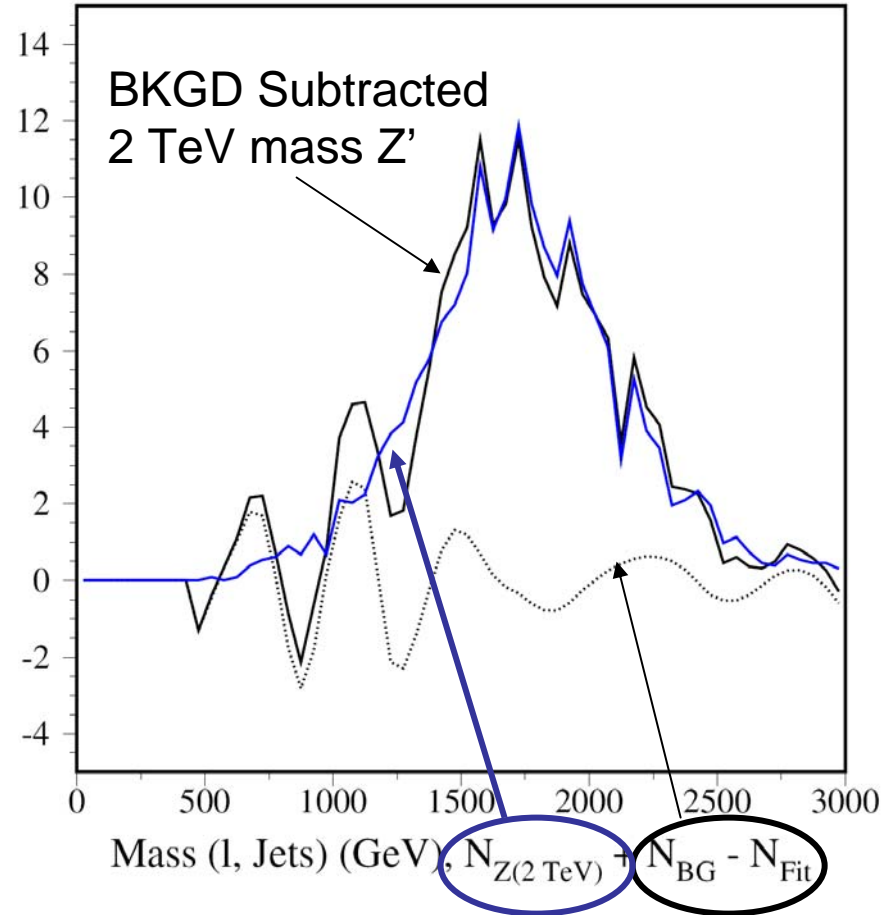
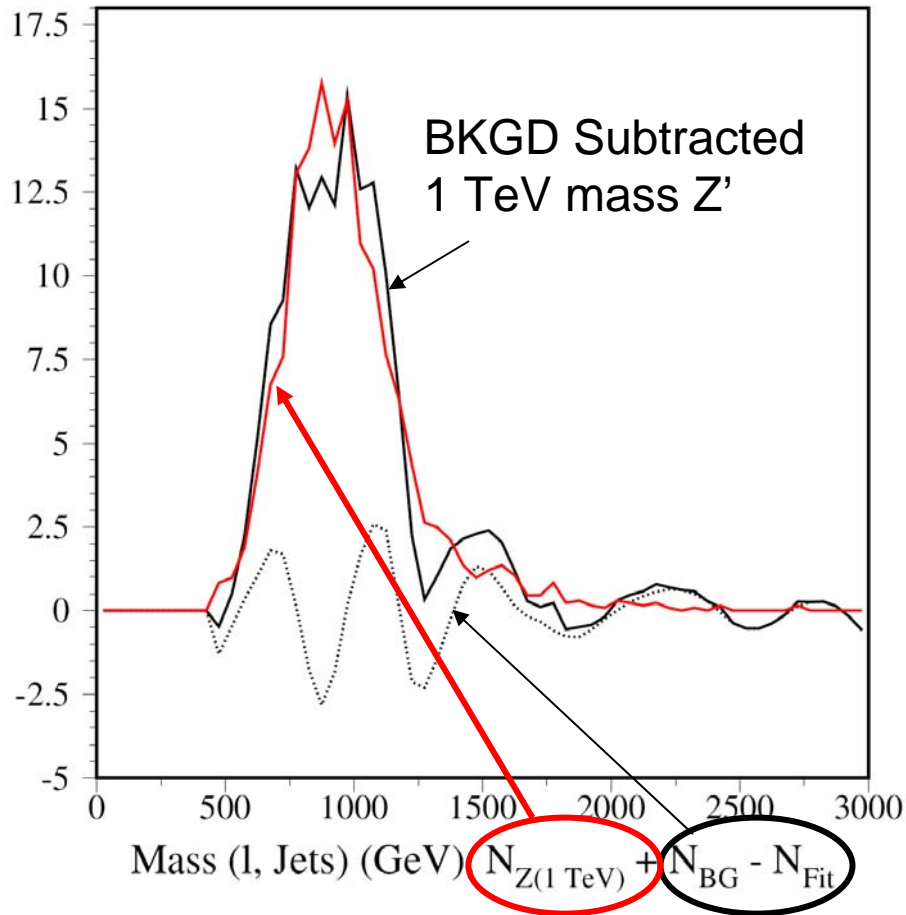


Fitting Background Events

1. Smooth background events; 2. Fit background using gaussian + polynomial



Extracting Signal by Subtracting Background From Fitting



Further BDT Training (B)

- If an interesting “signal” is found ($>3\sigma$), we will use Z' with estimated mass as signal to re-train BDT (**B**) which could enhance the signal sensitivity if it's real.

Assuming cross section of $Z' \rightarrow t\bar{t}$ is 1 pb & for 1 fb⁻¹ int. lumi.

- $Z'(1.0 \text{ TeV})$: $N_s = 128.9$, $N_b = 3183$, $N_\sigma = 2.3$ (Cuts)
 $N_s = 129.0$, $N_b = 1186$, $N_\sigma = 3.75$ (BDT-A)
 $N_s = 123.3$, $N_b = 1076$, $N_\sigma = 3.76$ (BDT-B)
- $Z'(1.5 \text{ TeV})$: $N_s = 99.0$, $N_b = 399.0$, $N_\sigma = 5.0$ (Cuts)
 $N_s = 106.0$, $N_b = 250.0$, $N_\sigma = 6.7$ (BDT-A)
 $N_s = 102.2$, $N_b = 135.2$, $N_\sigma = 8.8$ (BDT-B)
- $Z'(2.0 \text{ TeV})$: $N_s = 22.4$, $N_b = 12.2$, $N_\sigma = 6.4$ (Cuts)
 $N_s = 41.7$, $N_b = 7.2$, $N_\sigma = 15.5$ (BDT-A)
 $N_s = 40.7$, $N_b = 3.1$, $N_\sigma = 23.0$ (BDT-B)
- $Z'(3.0 \text{ TeV})$: $N_s = 39.1$, $N_b = 4.8$, $N_\sigma = 17.8$ (Cuts)
 $N_s = 50.8$, $N_b = 4.6$, $N_\sigma = 23.7$ (BDT-A)
 $N_s = 66.6$, $N_b = 3.1$, $N_\sigma = 38.0$ (BDT-B)

5 σ Discovery X-section for $Z' \rightarrow t\bar{t}$

Signal	SM-like cross section	$\sigma_{Z'} \times \text{Br}(Z' \rightarrow t\bar{t})$ (1fb ⁻¹)	$\sigma_{Z'} \times \text{Br}(Z' \rightarrow t\bar{t})$ (10fb ⁻¹)	$\sigma_{Z'} \times \text{Br}(Z' \rightarrow t\bar{t})$ (100fb ⁻¹)
Z'(1.0 TeV)	190 fb	> 1330 fb	> 420.6 fb	> 133 fb
Z'(1.5 TeV)	37 fb	> 570 fb	> 180.3 fb	> 57 fb
Z'(2.0 TeV)	10 fb	> 220 fb	> 69.6 fb	> 22 fb
Z'(3.0 TeV)	1 fb	> 130 fb	> 41.1 fb	> 13 fb

95% C.L. Limits for $Z' \rightarrow t\bar{t}$

Signal	SM-like cross section	95% C.L. Ex. Limit (1fb ⁻¹)	95% C.L. Ex. Limit (10fb ⁻¹)	95% C.L. Ex. Limit (100fb ⁻¹)
$Z'(1.0 \text{ TeV})$	190 fb	< 446 fb	< 139.5 fb	< 44.6 fb
$Z'(1.5 \text{ TeV})$	37 fb	< 196 fb	< 60.7 fb	< 19.6 fb
$Z'(2.0 \text{ TeV})$	10 fb	< 74 fb	< 24.6 fb	< 7.4 fb
$Z'(3.0 \text{ TeV})$	1 fb	< 45 fb	< 15 fb	< 4.5 fb

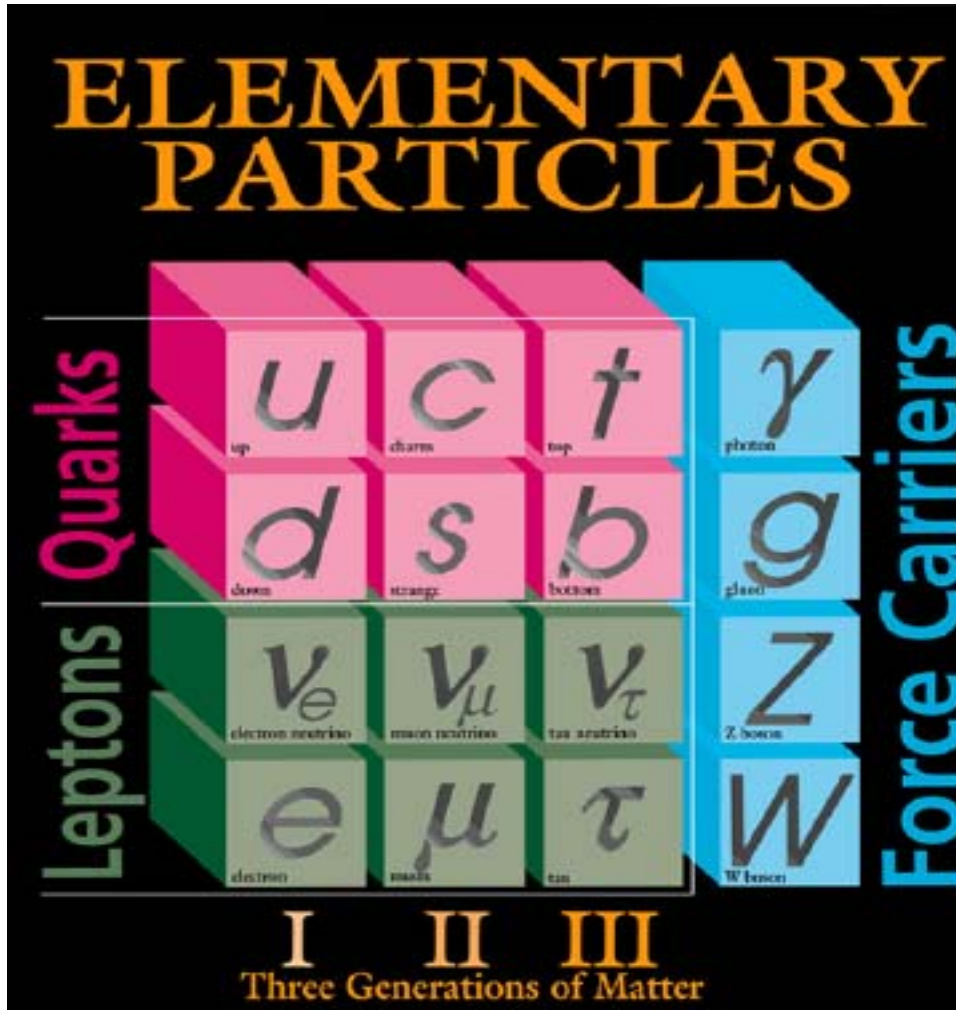
Summary

- It is very important to establish the SM signals at LHC with the first fb^{-1} data. Vector-boson productions are key to demonstrate the large, complex detector performance.
- Indirect search of new physics will be performed through the anomalous triple gauge boson coupling studies at ATLAS. The sensitivities from LHC/ATLAS can be significantly improved over the results from Tevatron and LEP using a few fb^{-1} data.
- The discovery of the SM Higgs via W -pair leptonic decay modes could be achieved by using a few fb^{-1} integrated luminosity if $150 < M_H < 180$ GeV.
- The discovery of $Z' \rightarrow t\bar{t}$ is possible if non-gauge-coupling involved with Z' mass around a few TeV.

The most exciting and challenge phase of LHC is coming!

Backup Slides

Standard Model



- **Gauge** sector and **matter** sector are very successfully tested! But the **Higgs** sector which describes the EWSB is totally **dark**.
- To find the mystery of EWSB is one of the major motivations for experimental high energy physics (LEP, Tevatron, LHC ...).

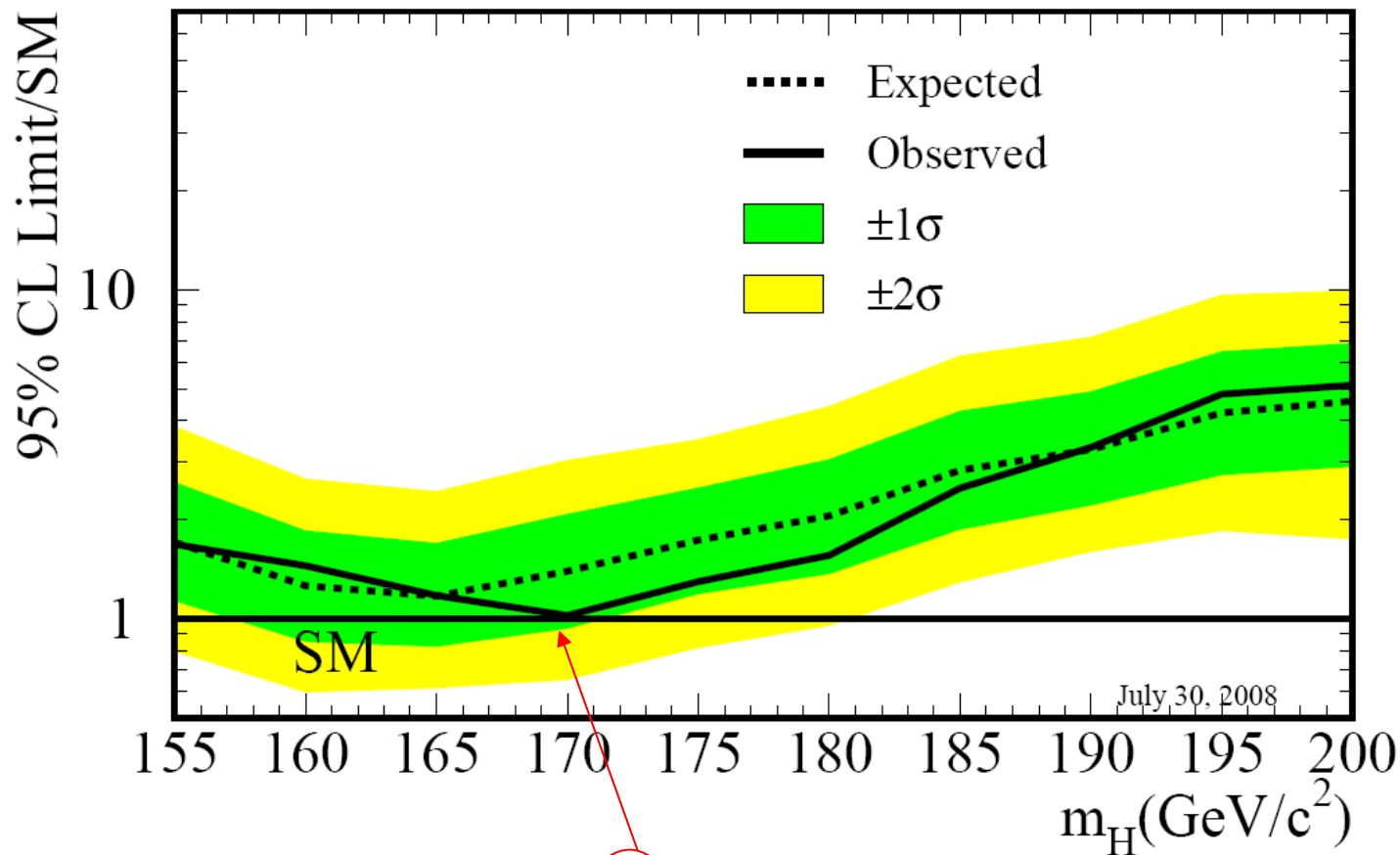
Higgs Mechanism

- Spontaneously break electroweak symmetry
- Generate masses

SM Higgs Searches at Tevatron

(Ref: arXiv:0808.0534)

Tevatron Run II Preliminary, L=3 fb⁻¹

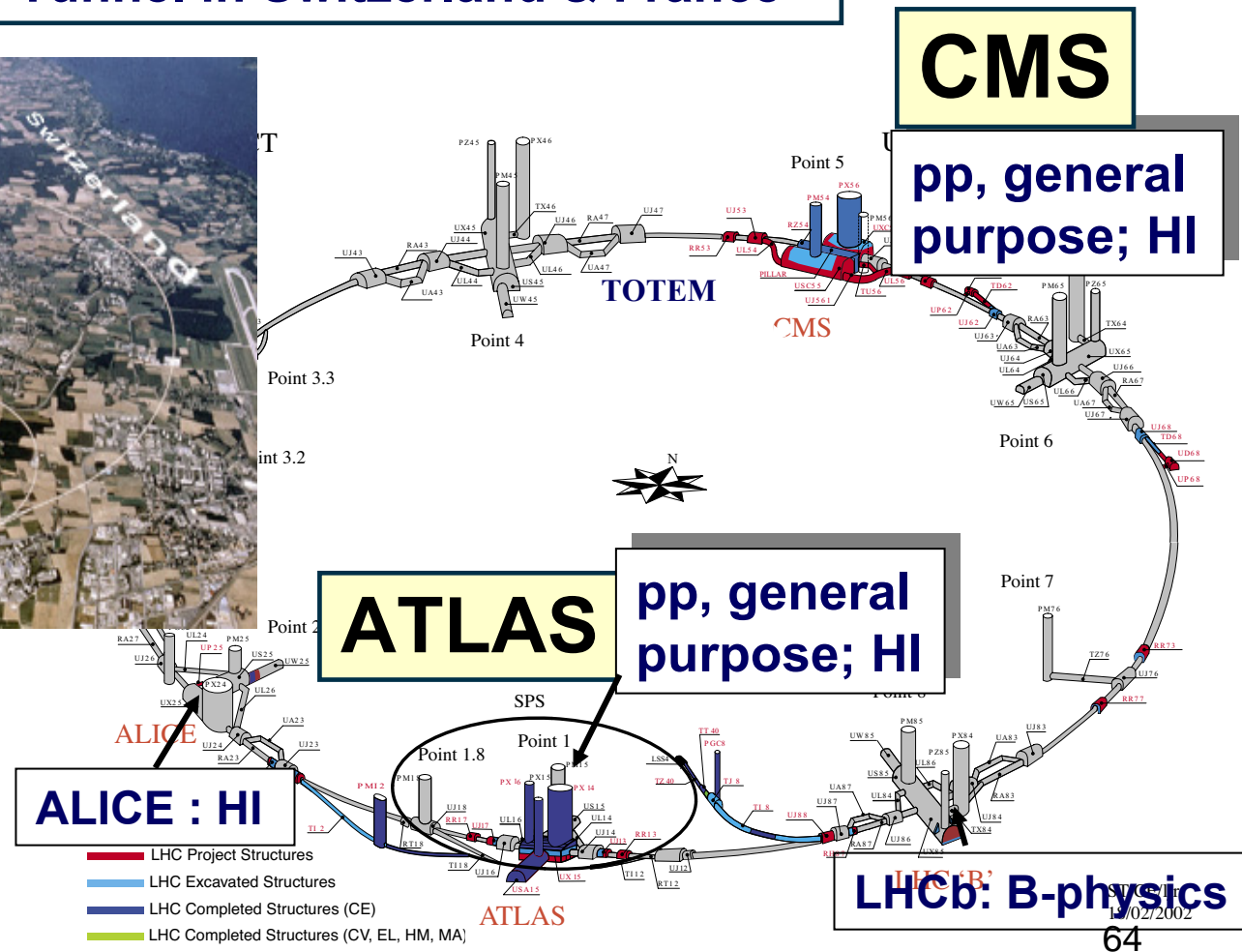



	155	160	165	170	175	180	185	190	195	200
Expected	1.7	1.3	1.2	1.4	1.7	2.0	2.8	3.3	4.2	4.6
Observed	1.7	1.4	1.2	1.0	1.3	1.6	2.5	3.3	4.8	5.1

The Large Hadron Collider at CERN

CME = 14 TeV, Lumi = $10^{34} \text{ cm}^{-2} \text{ s}^{-1}$

★ 26.7 km Tunnel in Switzerland & France



First p-beam:
Sept. 10, 2008

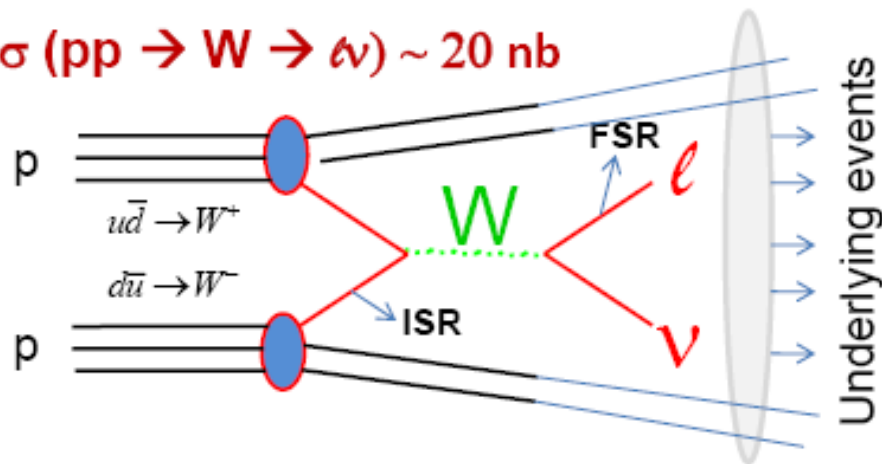
Physics Reach as Integrated Lumi. Increase

Luminosity 1 mon run	Int. Lumi. (1/fb)	Interest proc. (with e, μ, γ)	X-section	Events for calibration and measurements
10^{29}	0.0001 (100 nb ⁻¹)	$W \rightarrow \mu\nu, e\nu(DY)$ $J/\psi, \gamma \rightarrow \mu\mu, ee$	$\sigma_{\mu\nu} \sim 20\text{nb}$	Detect 1000 μ ($W \rightarrow \mu\nu$) $\sim 800 J/\psi, \sim 100 \gamma$
10^{30}	0.001 (1 pb ⁻¹)	$Z \rightarrow \mu\mu, ee$ $t\bar{t}$	$\sigma_{\mu\mu} \sim 2\text{nb}$ $\sigma_{t\bar{t}} \sim 750\text{pb}$	Detect 1500 $\mu\mu$ from Z Detect 800 $t\bar{t}$
10^{31}	0.01 (10 pb ⁻¹)	Z+jet $\gamma\gamma, W\gamma, Z\gamma$	$\sigma_{q\mu\mu} \sim 40\text{pb}$ $\sigma_{\gamma\gamma} \sim 24\text{pb}$	400 Zjet events, JE cali. 250 $\gamma\gamma$ with $M > 60\text{ GeV}$
10^{32}	0.1 (100 pb ⁻¹)	$WZ, WW,$ $Z + n\text{ jets}$	$\sigma_{e\mu} \sim 2.4\text{pb}$	$\sim 50 e\mu$ from WW selection ~ 10 trilepton events (WZ)
10^{33}	1.0 (10M $W \rightarrow l\nu$) (1M $Z \rightarrow ll$) Understand detect $\sim 2\%$	$ZZ \rightarrow 4l, ll\nu\nu$ $H \rightarrow WW?$ $W' \rightarrow e/\mu \nu?$ $Z' \rightarrow ee, \mu\mu?$ SUSY?	$\sigma_{4l} \sim 0.08\text{pb}$	$\sim 11 ZZ \rightarrow 4l, 10 ZZ \rightarrow ll\nu\nu$ Searches: Single $\mu M_T > 1\text{ TeV}$ dilepton mass $> 1\text{ TeV}$ Higgs $\rightarrow WW$ ($\sim 165\text{ GeV}$) SUSY \rightarrow multi-leptons

W and Z Productions in Hadron Colliders

EW theory predicts 'hard scattering' well, but in hadronic collisions, the process is complicated by parton-distributions inside protons, and associated underlying events

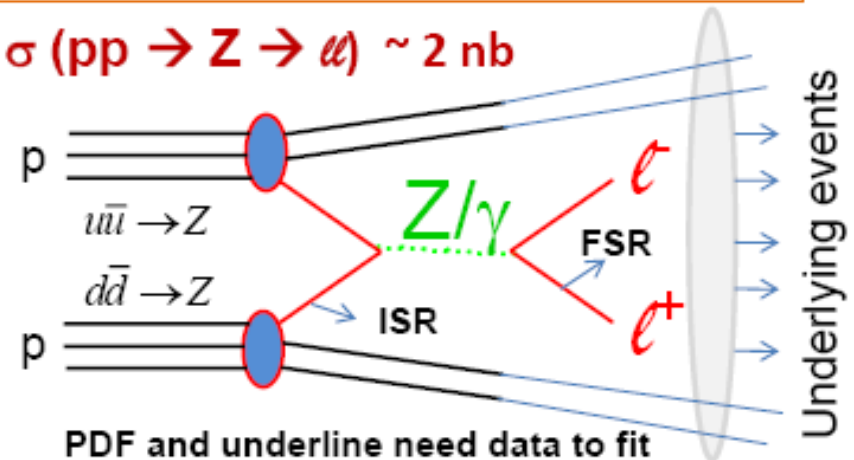
$\sigma(pp \rightarrow W \rightarrow \ell\nu) \sim 20 \text{ nb}$



Standard W Candle

- $\sigma(W \rightarrow \mu\nu)$ as the 1st standard candle to set LHC Luminosity
- First energy scale: $M_T(W)$ tail
- W^+/W^- charge asymmetry: PDF fit
- Searches:
 - M_T spectrum
 - P_T spectrum

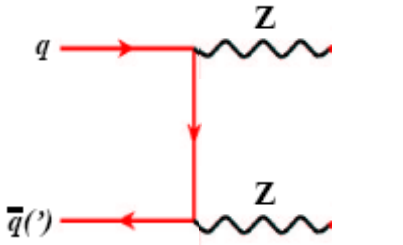
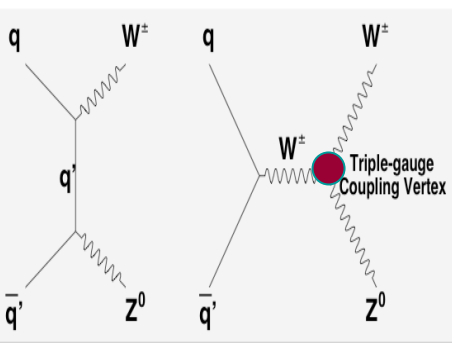
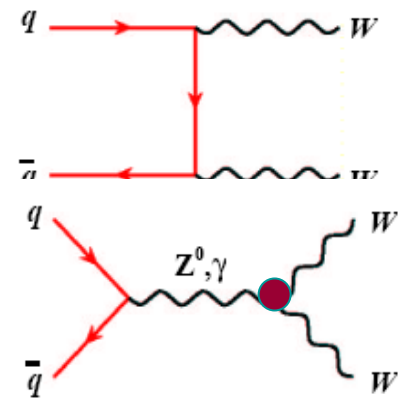
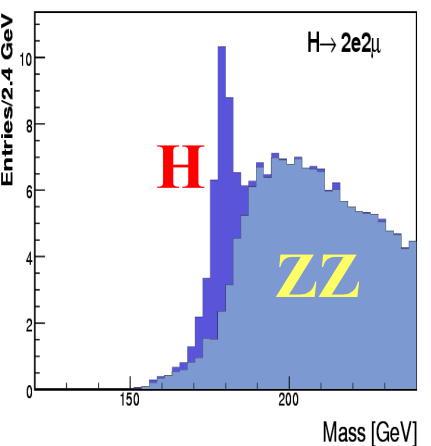
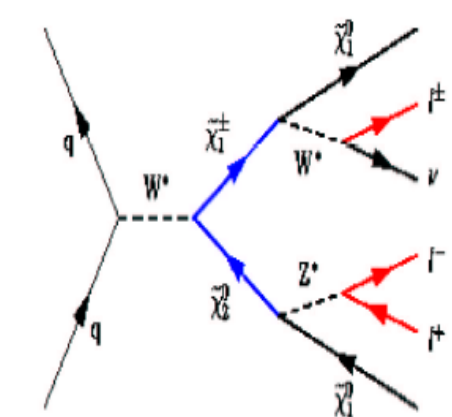
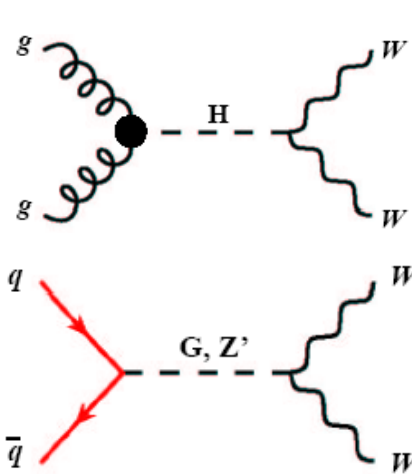
$\sigma(pp \rightarrow Z \rightarrow \ell\ell) \sim 2 \text{ nb}$



Standard Z Candle

- $\sigma(Z \rightarrow \mu\mu)$ as the standard candle to determine LHC Luminosity
- Energy scale: $M_{\mu\mu, ee}(Z)$ peak
 - calibration
- $\eta_Z, P_T(Z)$: PDF fit
- Detection effs. ($\epsilon_{\text{Trigger}}, \epsilon_{\text{ID}}, \epsilon_{\text{Isolation}} \dots$)
 - Tag-Probe method
- Searches: dilepton inv. high mass

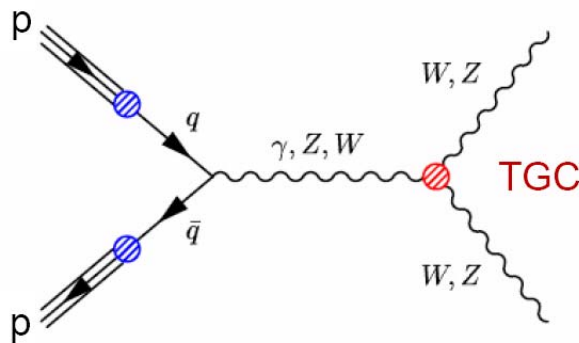
Di-Boson Analysis – Physics Motivation

<p>Decay modes</p>	$ZZ \rightarrow e^+e^- e^+e^-$	$ZW \rightarrow e^+e^- \nu$	$WW \rightarrow e^+\nu e^-\nu$
<p>Standard Model</p> <ul style="list-style-type: none"> • Triple-gauge-bosons couplings • New physics control samples 			
<p>Discovery</p> <p>$H \rightarrow WW, ZZ$</p> <p>SUSY</p> <p>$Z' \rightarrow WW$</p> <p>$G \rightarrow WW$</p> <p>$\rho_T \rightarrow ZW$</p>		 <p>SUSY signal</p>	

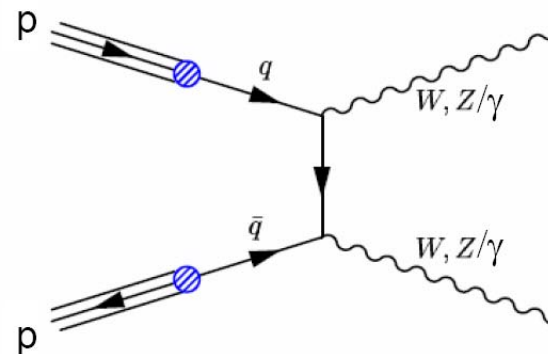
Physics Motivations - Diboson

ATL-COM-PHYS-2008-036, ATL-COM-PHYS-2008-041

- It's related to some fundamental questions:
 - Why massive bosons?
 - What is the source of the EWSB?
- There should have some new physics leading to EWSB through searching for
 - Direct evidence of new particles (Higgs, SUSY etc.)
 - Indirect evidence of observing anomalous TGCs
 - SM diboson are important control samples for new physics



s-channel



t-channel

Diboson Production Cross Sections

Diboson mode	Conditions	$\sqrt{s} = 1.96 \text{ TeV}$ $\sigma [pb]$	$\sqrt{s} = 14 \text{ TeV}$ $\sigma [pb]$
W^+W^- [14]	W -boson width included	12.4	111.6
$W^\pm Z^0$ [14]	Z and W on mass shell	3.7	47.8
Z^0Z^0 [14]	Z 's on mass shell	1.43	14.8
$W^\pm\gamma$ [15]	$E_T^\gamma > 7 \text{ GeV}$, $\Delta R(\ell, \gamma) > 0.7$	19.3	451
$Z^0\gamma$ [16]	$E_T^\gamma > 7 \text{ GeV}$, $\Delta R(\ell, \gamma) > 0.7$	4.74	219

Production rate at LHC will be at least 100x higher at Tevatron.
10x higher cross section and 10-100x higher luminosity.

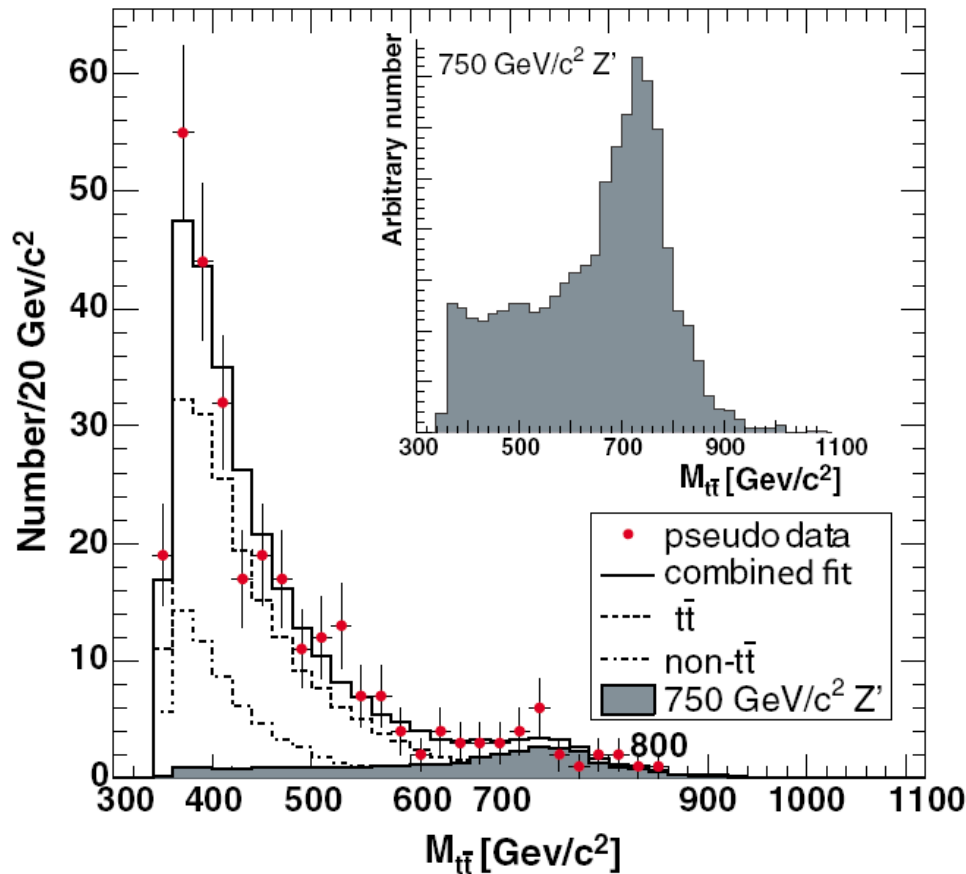
Probes much higher energy region, so sensitive to anomalous TGCs.

H \rightarrow WW Detection Sensitivity (1/fb, with 20% systematic error)

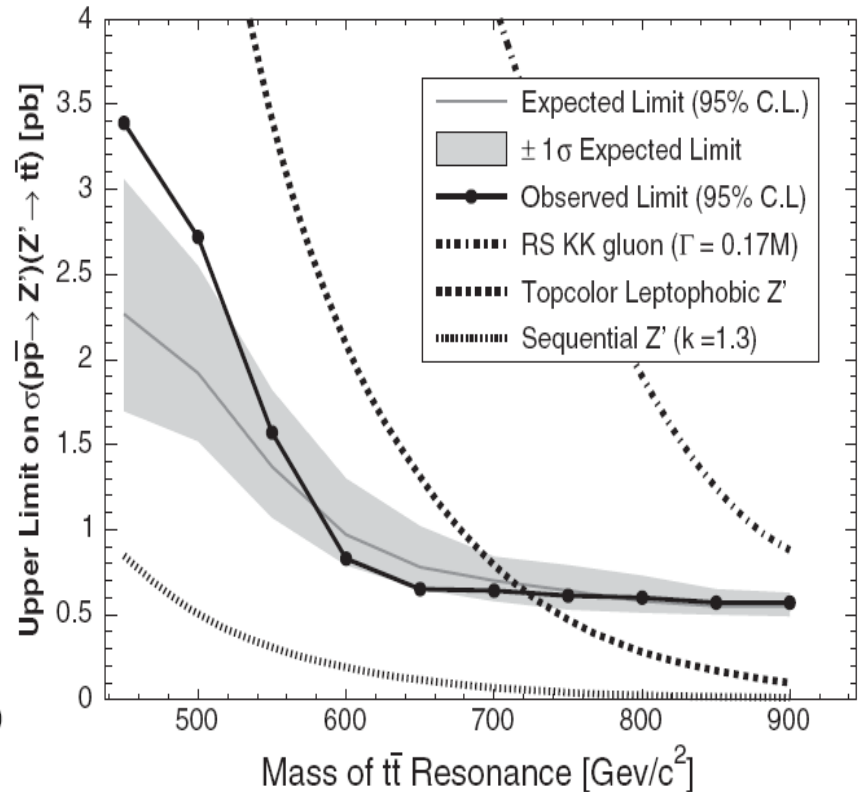
GGF H \rightarrow WW Events / fb	M _H =150 GeV	M _H =165 GeV	M _H =170 GeV	M _H =175 GeV	M _H =180 GeV	Bkgd
Cuts (ee+μμ+eμ)	58.9	110.6	93.5	80.8	65.7	352.0
N _s / $\sqrt{N_b+(0.2*N_b)^2}$ Cuts (ee+μμ+eμ)	0.8	1.5	1.3	1.1	0.9	N/A
N _s / $\sqrt{N_b+(0.2*N_b)^2}$ Cuts (eμ)	1.0	1.9	1.6	1.4	1.1	N/A
BDT (ee+μμ+eμ)	70.4	139.2	123.8	109.3	90.2	218.2
N _s / $\sqrt{N_b+(0.2*N_b)^2}$ BDT (ee+μμ+eμ)	1.5	3.0	2.7	2.4	2.0	N/A
N _s / $\sqrt{N_b+(0.2*N_b)^2}$ BDT (eμ)	2.0	4.1	3.7	3.3	2.6	N/A

Search for $Z' \rightarrow t\bar{t}$ at CDF

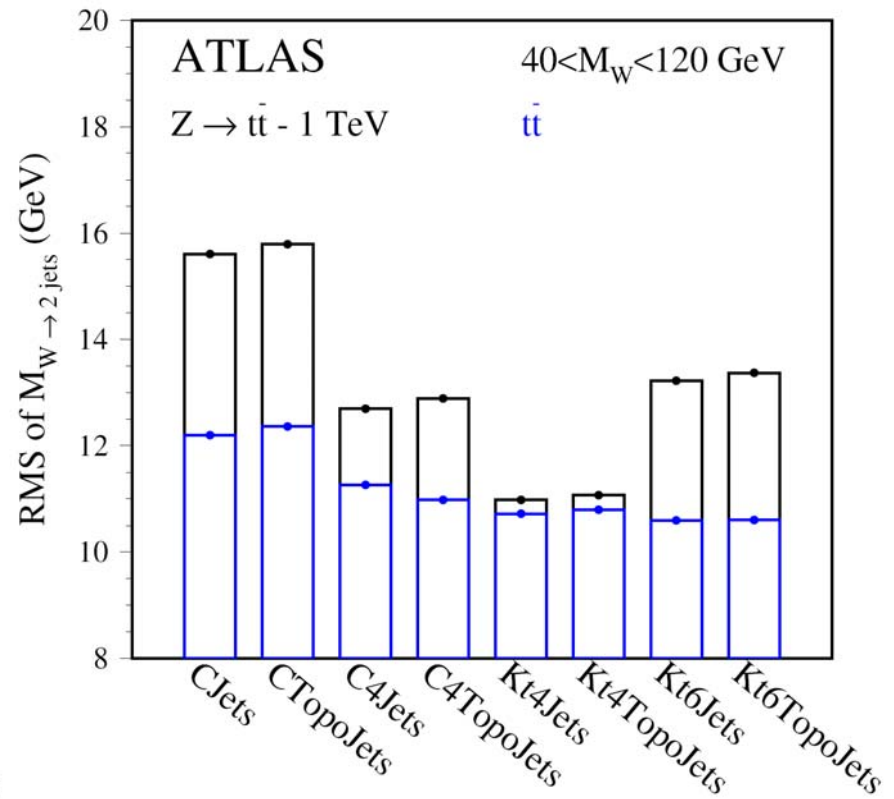
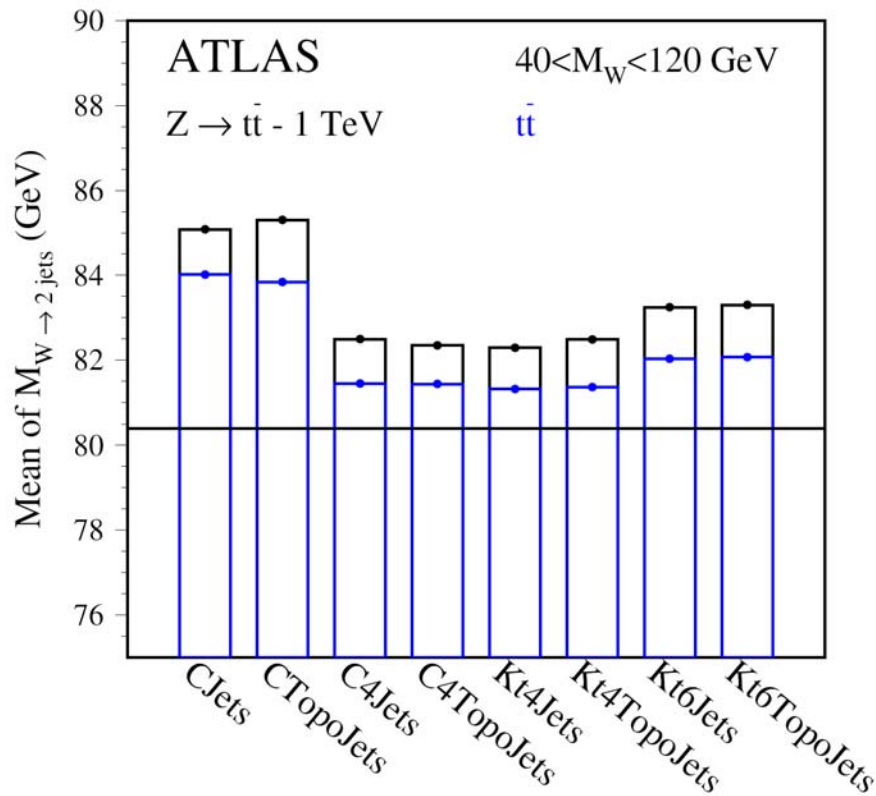
PHYSICAL REVIEW D 77, 051102(R) (2008)



$$\sigma_{t\bar{t}} = 7.8 \pm 0.7 \text{ pb}$$

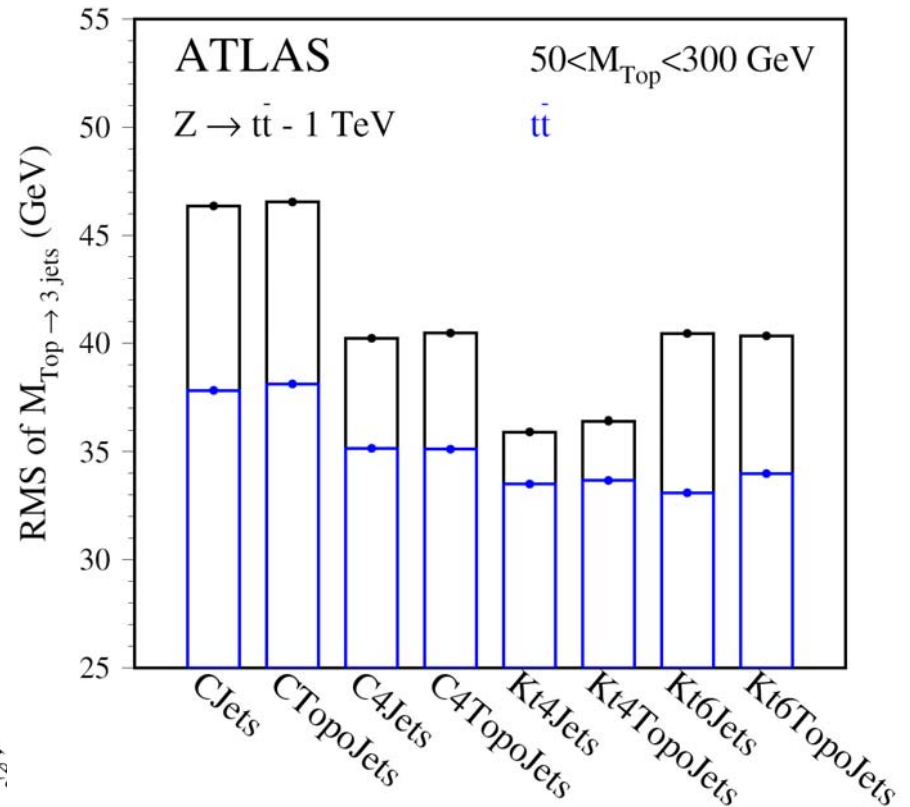
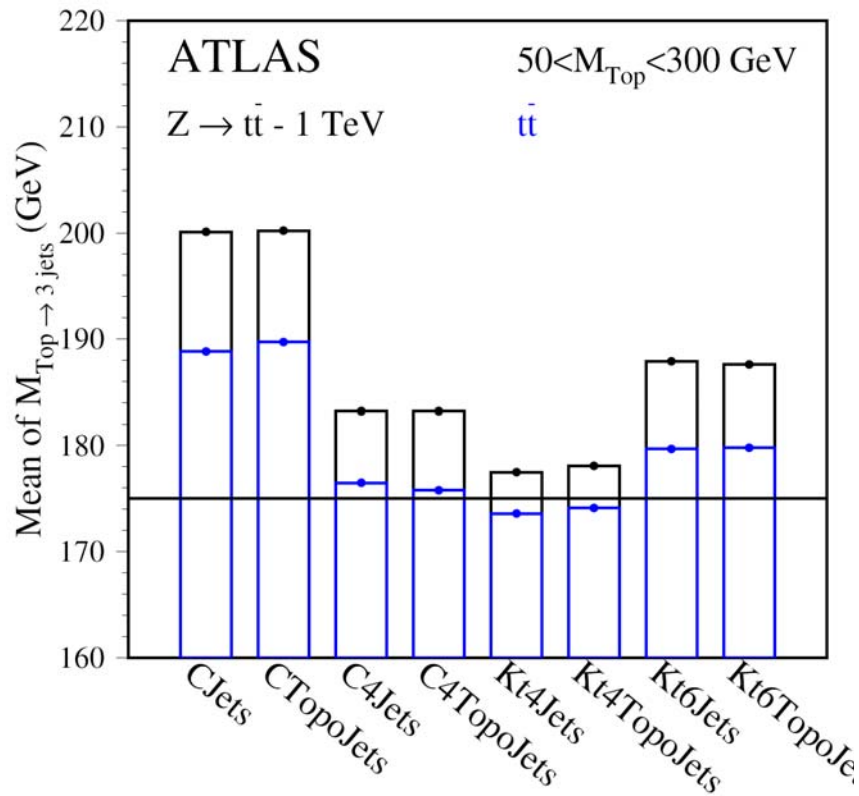


Mass Reconstruction of $W \rightarrow jj$



RMS of $M_W \sim 11 \text{ GeV}$

Mass Reconstruction of Top \rightarrow bjj



RMS of $M_{\text{Top}} \sim 36$ GeV

W / Top Mass Reconstruction

- Algorithm-A1, $W \rightarrow 2$ jets, Top $\rightarrow 3$ jets
- Algorithm-A2, $W \rightarrow 1,2$ jets, Top $\rightarrow 1,2,3$ jets
- Tight cuts: $60 < M_w < 100$ GeV, $125 < M_{\text{top}} < 225$ GeV

MC(1000 Events)	A1	A2	Ratio
ttbar	652	652	1.0
Z' – 1TeV	660	687	1.04
Z' – 1.5TeV	573	703	1.23
Z' – 2 TeV	436	641	1.47
Z' – 3 TeV	348	586	1.68