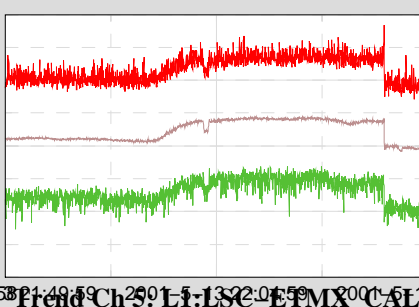
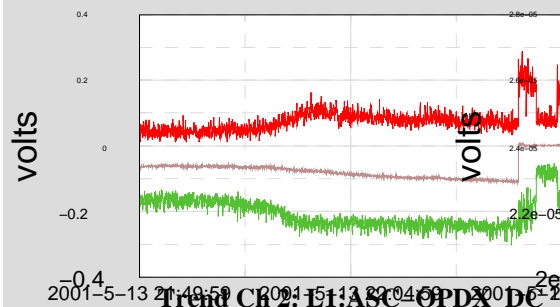


Trend Data from 01-5-13-21-50-0 to 01-5-13-22-19-59

MAX
MEAN
MIN

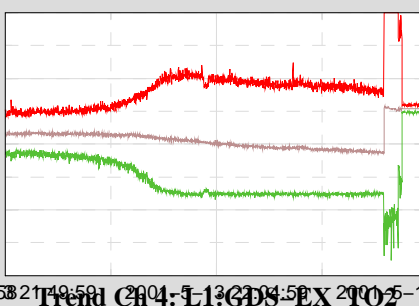
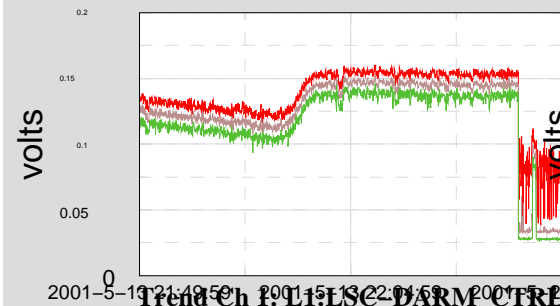
Trend Ch 3: L1:GDS-EX_TO1

Trend Ch 6: L1:ASC-ETMX_OPLEV_PERROR



Trend Ch 2: L1:ASC-OPDA_DC

Trend Ch 5: L1:LSC-ETMX_CAL



Trend Ch 1: L1:LSC-DARM_CTR

Trend Ch 4: L1:GDS-EX_TO2

Trend Ch 7: L1:ASC-ETMX_OPLEV_YERRO

